

# 2019-20 CGU DEGREE COMPLETION SURVEY

---

N=382 DEGREE COMPLETERS

OFFICE OF INSTITUTIONAL EFFECTIVENESS

# Degree Completion Survey

The survey is given within 3 months after students completed their degrees and response rate is over 95%

- Educational Outcome
- Program Experience
- Professional Development
- Academic Advising
- Academic & Career Support
- Research Advising
- Post Graduation Plan
- Demographic



Academic Year  
2019-20

Completion Term  
All

Schools  
All

Program  
All

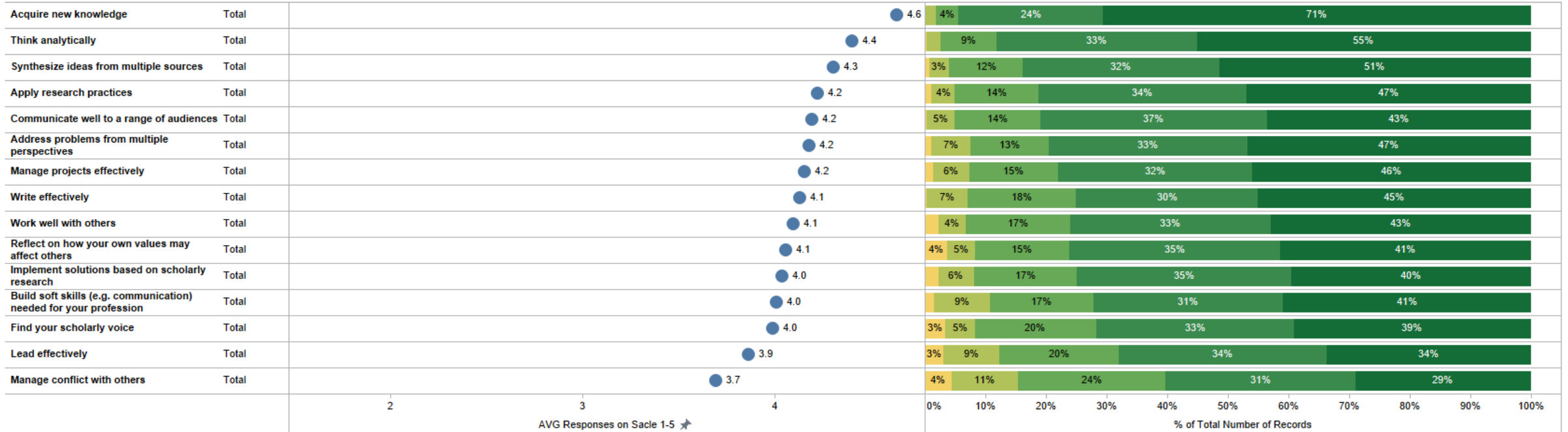
Completed Degree  
All

Demographics  
Total

- Not At All (1)
- To A Small Extent (2)
- To Some Extent (3)
- To A Moderate Extent (4)
- To A Large Extent (5)

## EDUCATIONAL OUTCOMES

To what extent did your experience at CGU enhance your ability to...



# Degree Completion Survey

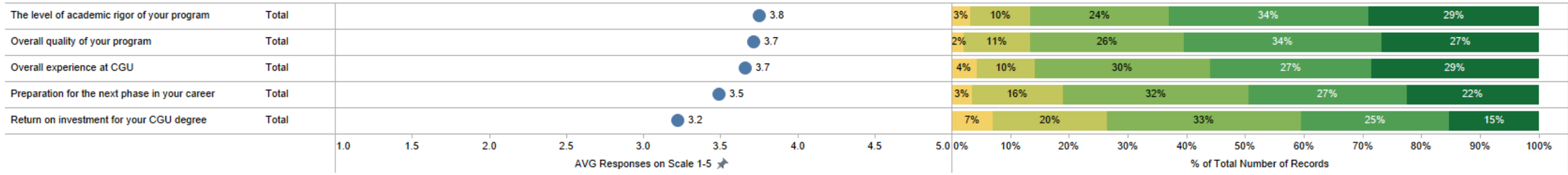
The survey is given within 3 months after students completed their degrees and response rate is over 95%

- Educational Outcome
- Program Experience**
- Professional Development
- Academic Advising
- Academic & Career Support
- Research Advising
- Post Graduation Plan
- Demographic

? Academic Year: 2019-20 | Completion Term: All | Schools: All | Program: All | Completed Degree: All | Demographics: Total

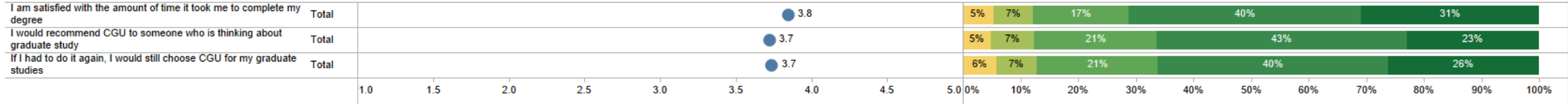
- Poor (1)
- Fair (2)
- Good (3)
- Very Good (4)
- Excellent (5)

## SATISFACTION WITH PROGRAM EXPERIENCE




- Strongly Disagree (1)
- Disagree (2)
- Neutral (3)
- Agree (4)
- Strongly Agree (5)

## Indicate your level of agreement with the following statements.



## (2019+) Mental Health and Wellness



# Degree Completion Survey

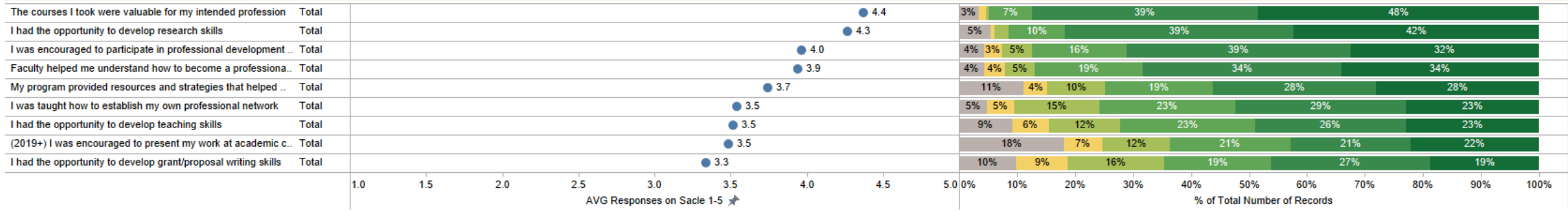
The survey is given within 3 months after students completed their degrees and response rate is over 95%

- Educational Outcome
- Program Experience
- Professional Development**
- Academic Advising
- Academic & Career Support
- Research Advising
- Post Graduation Plan
- Demographic

? Academic Year: 2019-20 | Completion Term: All | Schools: All | Program: All | Completed Degree: All | Demographics: Total

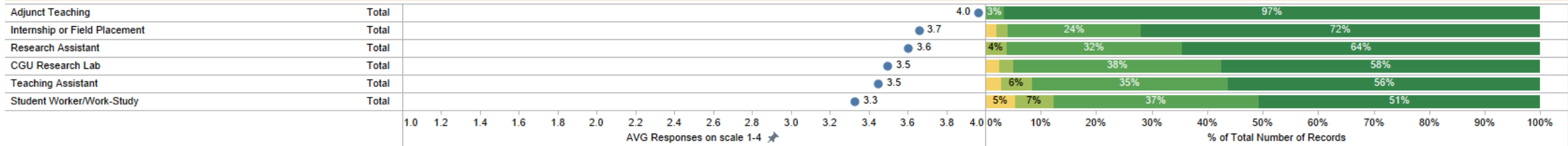
- N/A (excluding in Avg)
- Strongly Disagree(1)
- Disagree (2)
- Neutral (3)
- Agree (4)
- Strongly Agree (5)

## PROFESSIONAL DEVELOPMENT



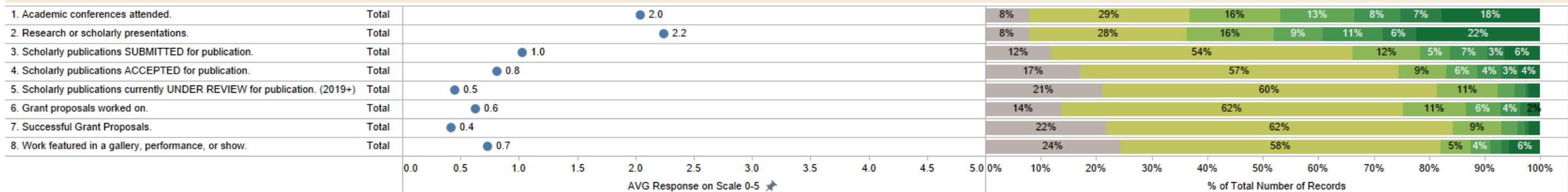
- Not at all Helpful (1)
- Not Very Helpful (2)
- Somewhat Helpful (3)
- Very Helpful (4)

## (2019+) How helpful were the experiences with respect to your professional development? *only answer if having the experiences*



- N/A (excluding in Avg.)
- Zero
- 1
- 2
- 3
- 4
- 5 or more

## Professional Development Participation



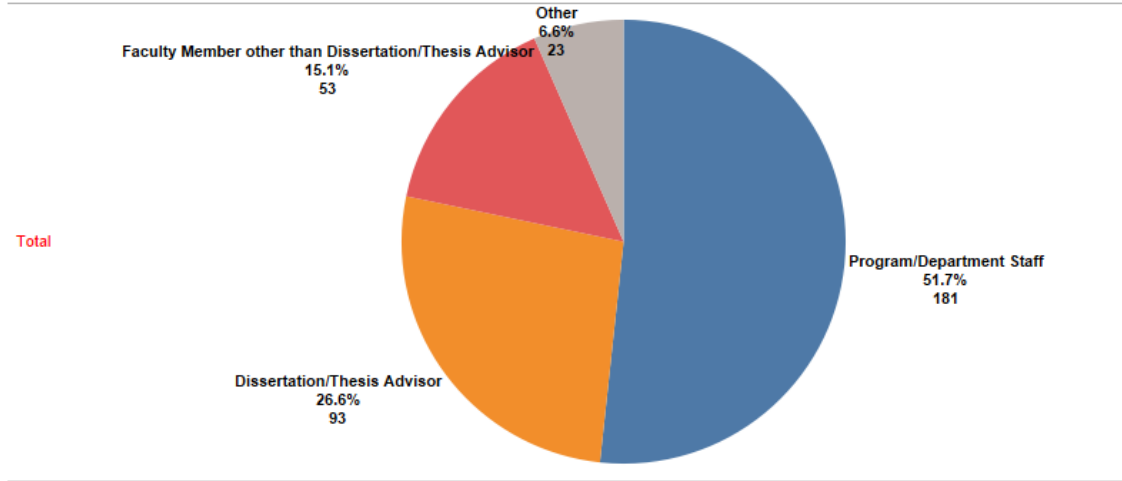
# Degree Completion Survey

The survey is given within 3 months after students completed their degrees and response rate is over 95%

- Educational Outcome
- Program Experience
- Professional Development
- Academic Advising**
- Academic & Career Support
- Research Advising
- Post Graduation Plan
- Demographic


Academic Year: 2019-20
Completion Term: All
Schools: All
Program: All
Completed Degree: All
Demographics: Total

## Academic Advising (Who do you primarily go to for academic advising? 2019+)



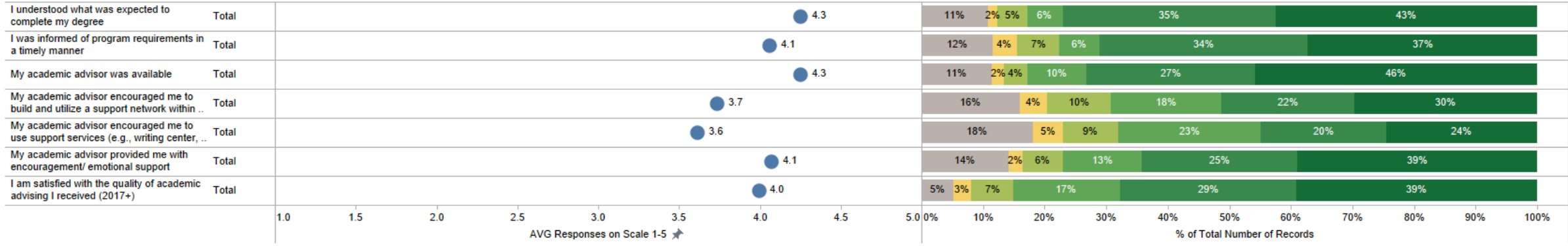
- Never (1)
- Once a Year (2)
- Once a Semester (3)
- Monthly (4)
- More than Once a Mo..

## How frequently did you meet with your academic advisor to formally discuss your academic progress?



- N/A (excluding in Avg)
- Strongly Disagree (1)
- Disagree (2)
- Neutral (3)
- Agree (4)
- Strongly Agree (5)

## Academic Advising (2019+)



# Degree Completion Survey

The survey is given within 3 months after students completed their degrees and response rate is over 95%

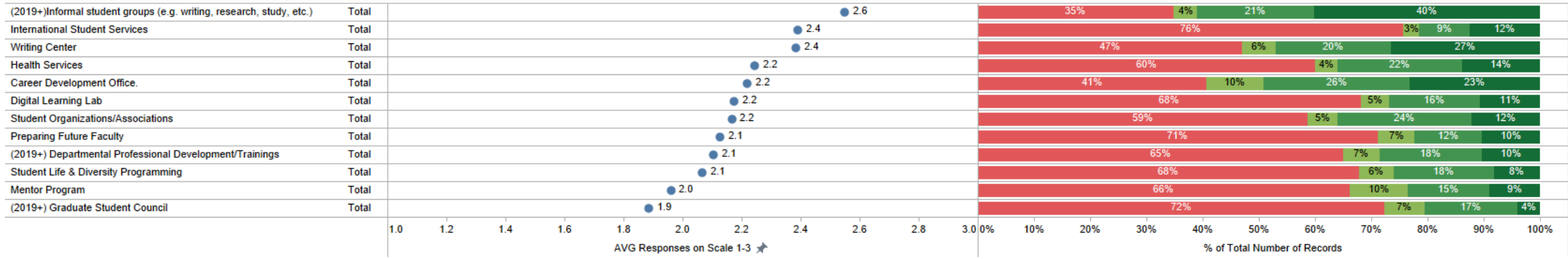
- Educational Outcome
- Program Experience
- Professional Development
- Academic Advising
- Academic & Career Support**
- Research Advising
- Post Graduation Plan
- Demographic



Academic Year: 2019-20 | Completion Term: All | Schools: All | Program: All | Completed Degree: All | Demographics: Total

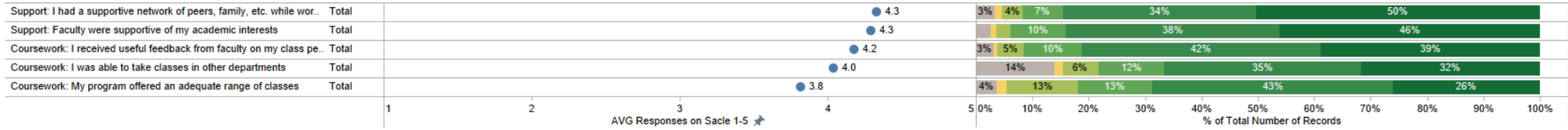
Did not use (excluding in Avg.) | Not Very Helpful (1) | Somewhat Helpful (2) | Very Helpful (3)

## Academic and Career Support



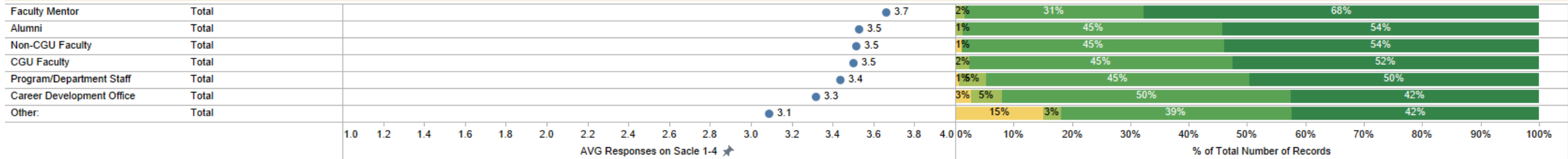
N/A (excluding in Avg) | Strongly Disagree(1) | Disagree (2) | Neutral (3) | Agree (4) | Strongly Agree (5)

## Coursework and Academic Support



Not at all Helpful (1) | Not Very Helpful (2) | Somewhat Helpful (3) | Very Helpful (4)

## (2019+) Career Guidance: *only answer if you received.*



# Degree Completion Survey

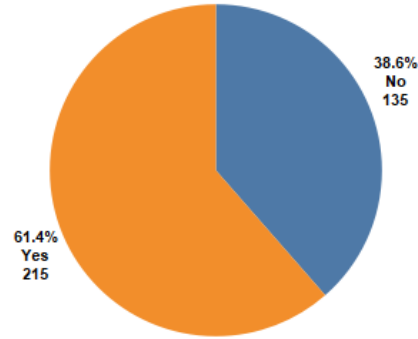
The survey is given within 3 months after students completed their degrees and response rate is over 95%

- Educational Outcome
- Program Experience
- Professional Development
- Academic Advising
- Academic & Career Support
- Research Advising**
- Post Graduation Plan
- Demographic

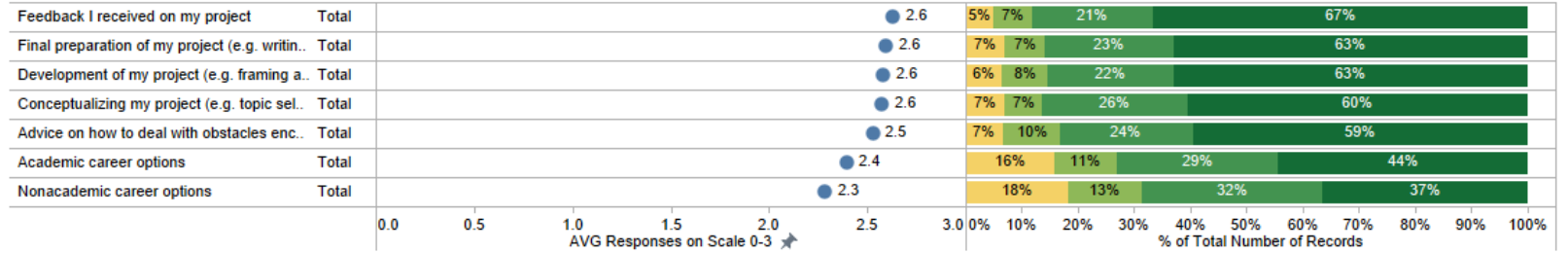
Academic Year 2019-20
Completion Term All
Schools All
Program All
Completed Degree All
Demographics Total

## (2019+) Research Advising

Did you complete a culminating project as a part of your degree program? (e.g., a thesis, dissertation, portfolio, composition, etc.)

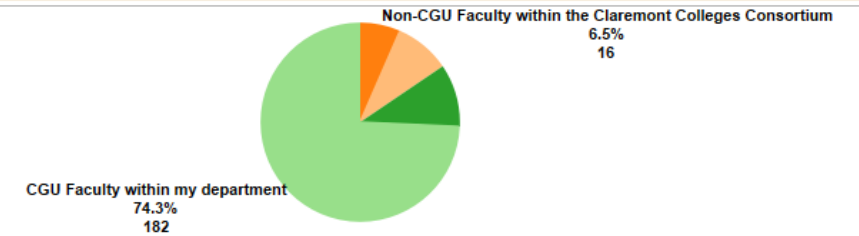
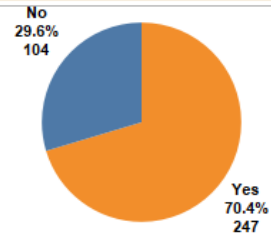


## If Yes, how helpful was the advice you received from the faculty advisor who oversaw your culminating project in each of these areas?




Did not receive (0)
Not Very Helpful (1)
Somewhat Helpful (2)
Very Helpful (3)

## Any Other Advisor or Mentor and if yes, who are them?



## If having another mentor, how helpful was the advice you received from your "Other" mentor in each of these areas?

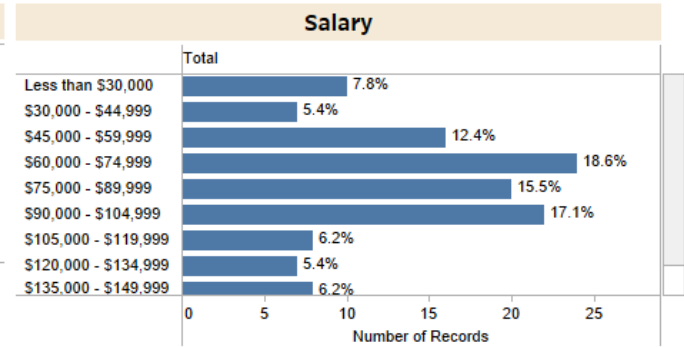
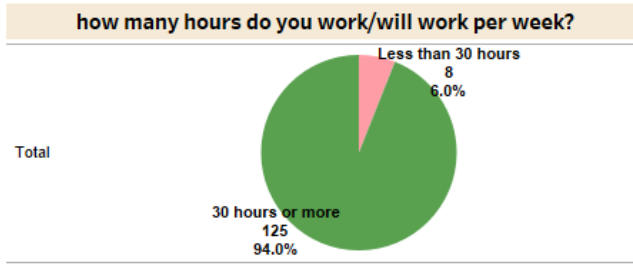
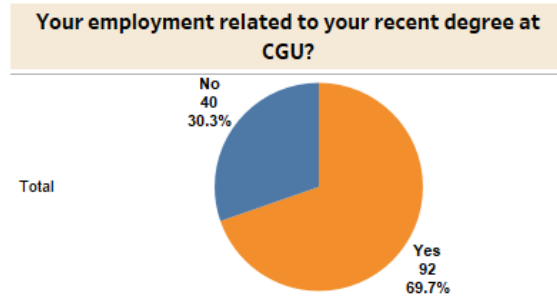
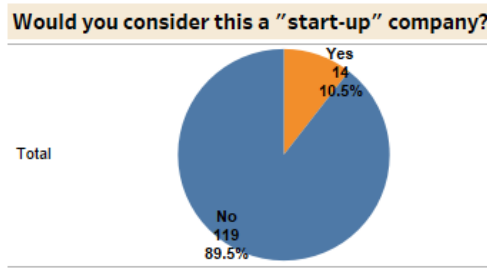
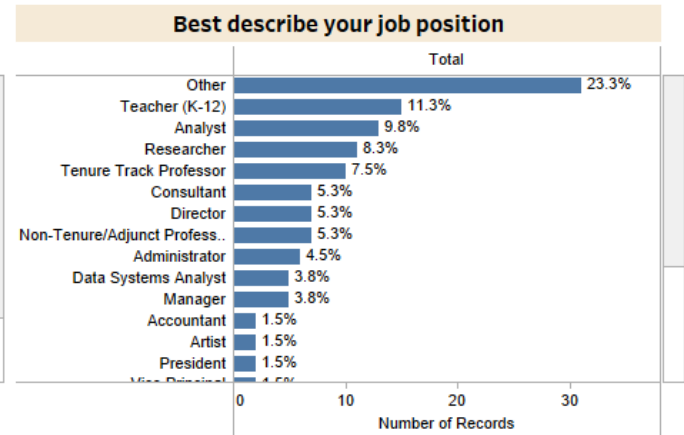
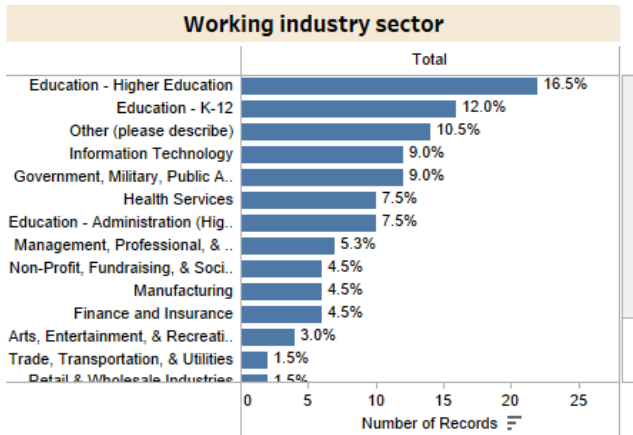

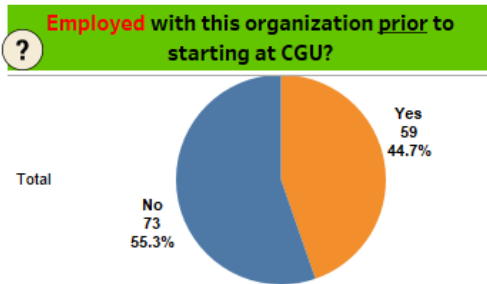
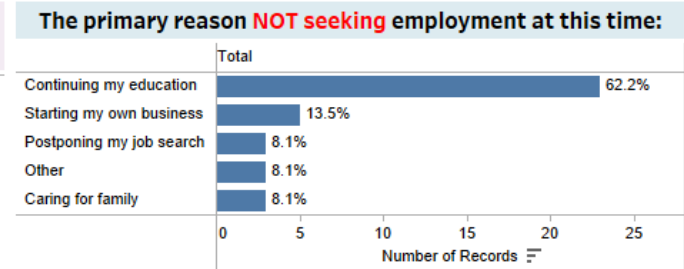
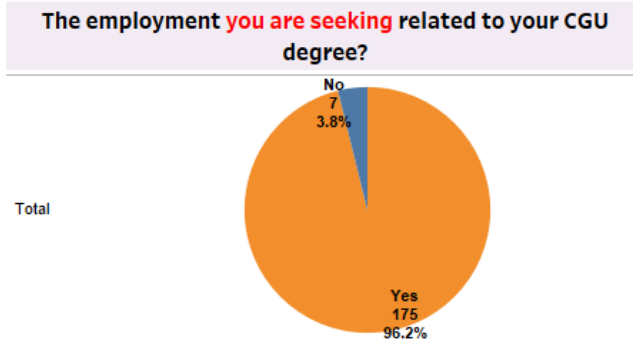
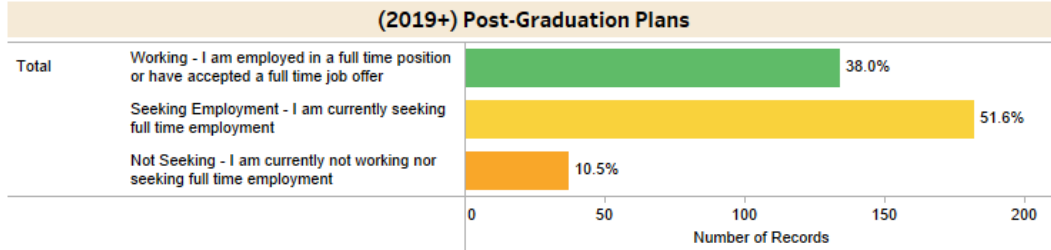


# Degree Completion Survey

The survey is given within 3 months after students completed their degrees and response rate is over 95%

Educational Outcome	Program Experience	Professional Development	Academic Advising	Academic & Career Support	Research Advising	Post Graduation Plan	Demographic
---------------------	--------------------	--------------------------	-------------------	---------------------------	-------------------	----------------------	-------------

<b>?</b> Academic Year 2019-20	Completion Term All	Schools All	Program All	Completed Degree All	Demographics Total
-----------------------------------	------------------------	----------------	----------------	-------------------------	-----------------------





# Degree Completion Survey

The survey is given within 3 months after students completed their degrees and response rate is over 95%

Educational Outcome	Program Experience	Professional Development	Academic Advising	Academic & Career Support	Research Advising	Post Graduation Plan	Demographic
---------------------	--------------------	--------------------------	-------------------	---------------------------	-------------------	----------------------	-------------



Academic Year  
2019-20

Completion Term  
All

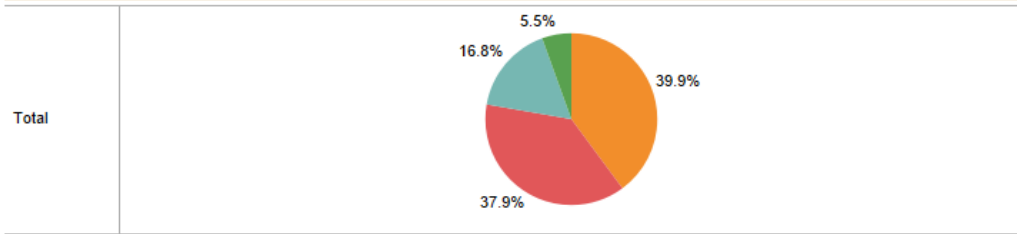
Schools  
All

Program  
All

Completed Degree  
All

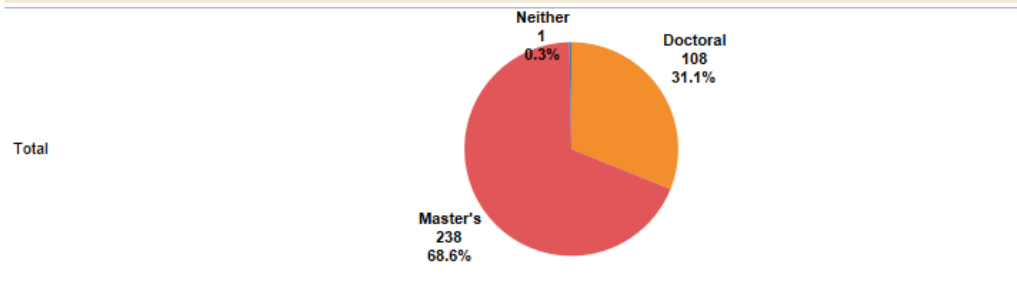
Demographics  
Total

## (2019+) Best describes your enrollment at CGU?

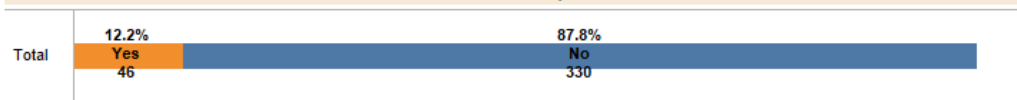


- Entered graduate school soon after completing undergraduate or master's degree
- Entered graduate school to advance my career after some years of work experience
- Entered graduate school to transition to a new career
- Other

## (2019+) Admitted Degree



## Lived On Campus



## Worked Full-Time




## Worked Part-Time




## Work-Study/Student Worker




## Teaching Assistant



## Research Assistant



## CGU Research Lab



## Internship/Field Placement



## Adjunct Teaching

