

2020-21 CGU DEGREE COMPLETION SURVEY

N=520 DEGREE COMPLETERS

OFFICE OF INSTITUTIONAL EFFECTIVENESS

Degree Completion Survey

The survey is given within 3 months after students completed their degrees and response rate is over 95%

- Educational Outcome
- Program Experience
- Professional Development
- Academic Advising
- Academic & Career Support
- Research Advising
- Post Graduation Plan
- Demographic



Academic Year
2020-21

Completion Term
All

Schools
All

Program
All

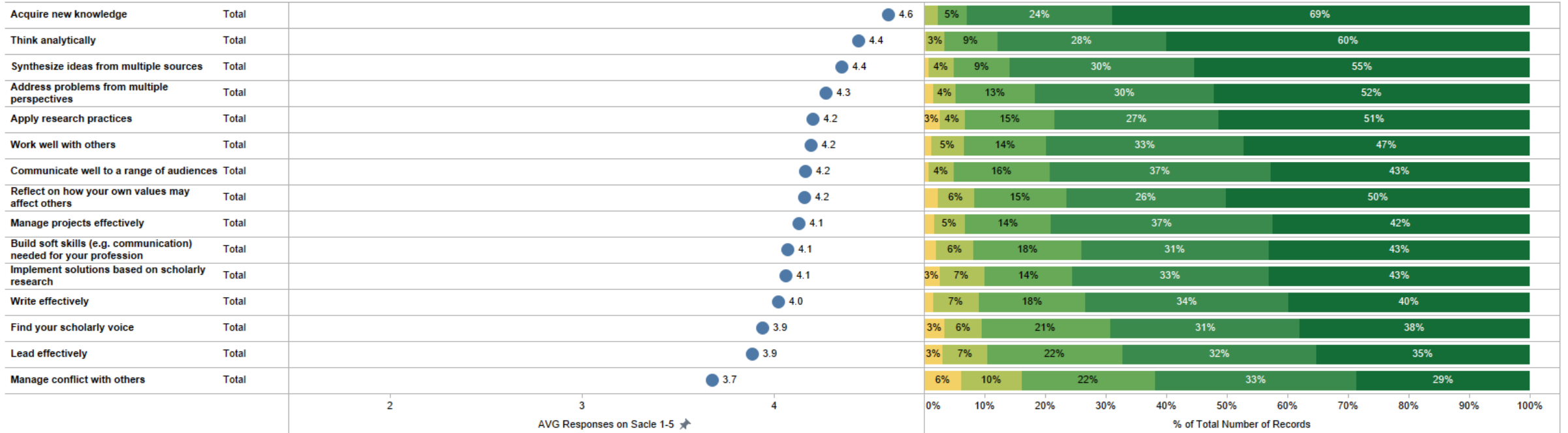
Completed Degree
All

Demographics
Total

- Not At All (1)
- To A Small Extent (2)
- To Some Extent (3)
- To A Moderate Extent (4)
- To A Large Extent (5)

EDUCATIONAL OUTCOMES

To what extent did your experience at CGU enhance your ability to...



Degree Completion Survey

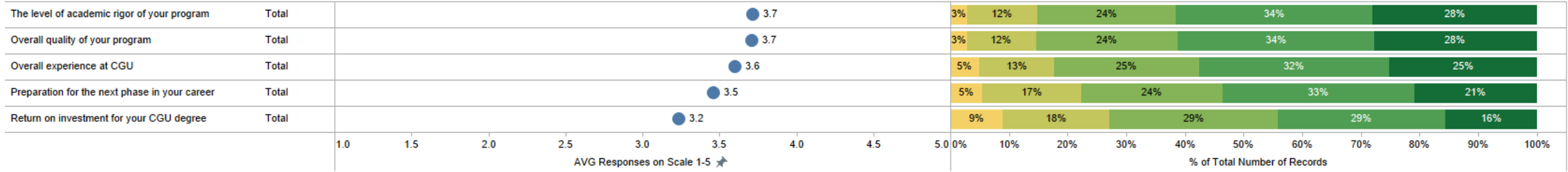
The survey is given within 3 months after students completed their degrees and response rate is over 95%

- Educational Outcome
- Program Experience**
- Professional Development
- Academic Advising
- Academic & Career Support
- Research Advising
- Post Graduation Plan
- Demographic

? Academic Year: 2020-21 | Completion Term: All | Schools: All | Program: All | Completed Degree: All | Demographics: Total

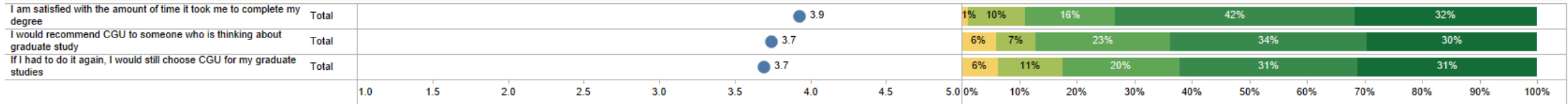
- Poor (1)
- Fair (2)
- Good (3)
- Very Good (4)
- Excellent (5)

SATISFACTION WITH PROGRAM EXPERIENCE




- Strongly Disagree (1)
- Disagree (2)
- Neutral (3)
- Agree (4)
- Strongly Agree (5)

Indicate your level of agreement with the following statements.



(2019+) Mental Health and Wellness



Degree Completion Survey

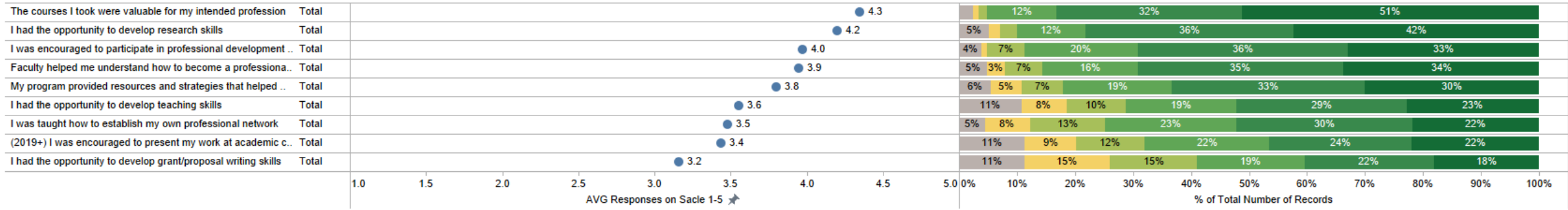
The survey is given within 3 months after students completed their degrees and response rate is over 95%

- Educational Outcome
- Program Experience
- Professional Development**
- Academic Advising
- Academic & Career Support
- Research Advising
- Post Graduation Plan
- Demographic

? Academic Year 2020-21 | Completion Term All | Schools All | Program All | Completed Degree All | Demographics Total

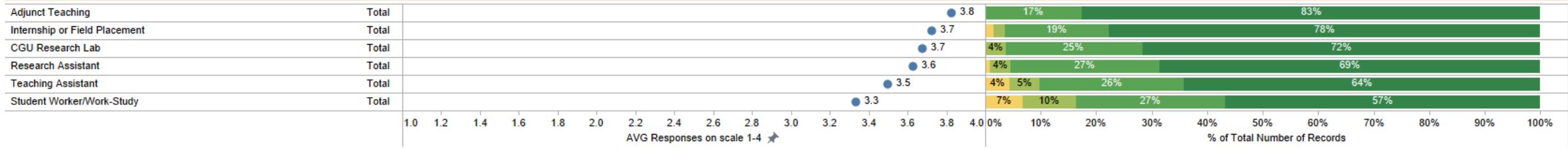
- N/A (excluding in Avg)
- Strongly Disagree(1)
- Disagree (2)
- Neutral (3)
- Agree (4)
- Strongly Agree (5)

PROFESSIONAL DEVELOPMENT




- Not at all Helpful (1)
- Not Very Helpful (2)
- Somewhat Helpful (3)
- Very Helpful (4)

(2019+) How helpful were the experiences with respect to your professional development? *only answer if having the experiences*



- N/A (excluding in Avg.)
- Zero
- 1
- 2
- 3
- 4
- 5 or more

Professional Development Participation



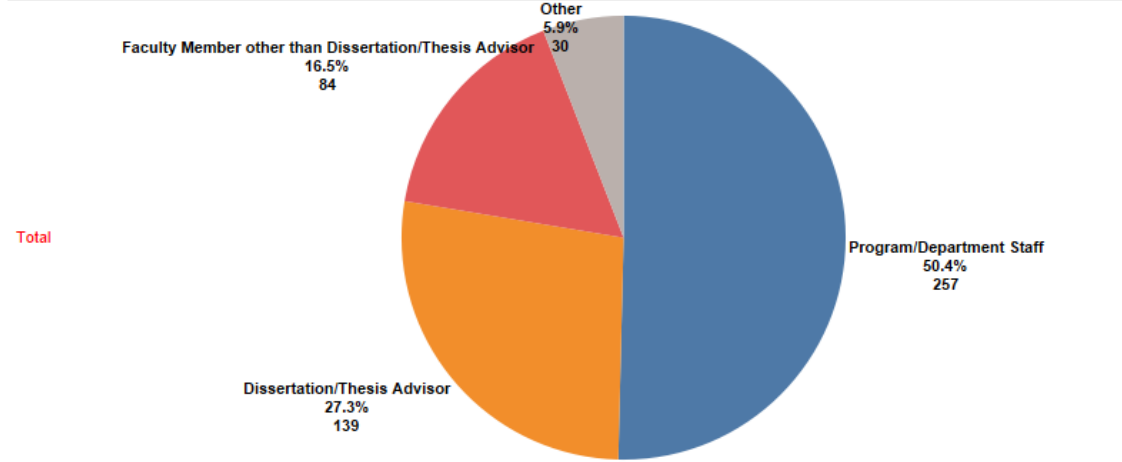
Degree Completion Survey

The survey is given within 3 months after students completed their degrees and response rate is over 95%

Educational Outcome	Program Experience	Professional Development	Academic Advising	Academic & Career Support	Research Advising	Post Graduation Plan	Demographic
---------------------	--------------------	--------------------------	--------------------------	---------------------------	-------------------	----------------------	-------------

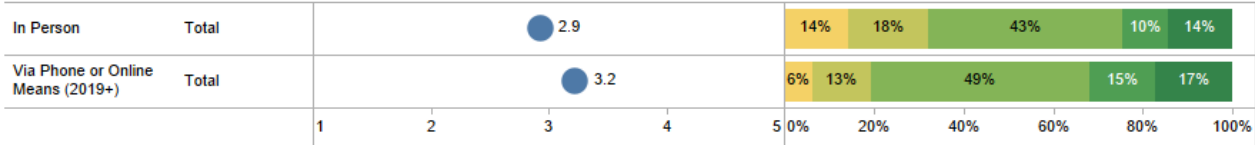
? Academic Year 2020-21	Completion Term All	Schools All	Program All	Completed Degree All	Demographics Total
-----------------------------------	------------------------	----------------	----------------	-------------------------	-----------------------

Academic Advising (Who do you primarily go to for academic advising? 2019+)



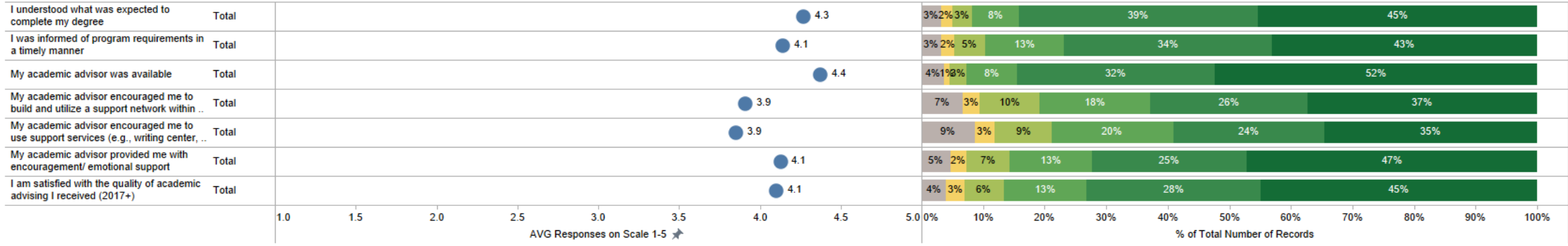
■ Never (1) ■ Once a Semester (3) ■ More than Once a Mo..
■ Once a Year (2) ■ Monthly (4)

How frequently did you meet with your academic advisor to formally discuss your academic progress?



■ N/A (excluding in Avg) ■ Neutral (3)
■ Strongly Disagree (1) ■ Agree (4)
■ Disagree (2) ■ Strongly Agree (5)

Academic Advising (2019+)



Degree Completion Survey

The survey is given within 3 months after students completed their degrees and response rate is over 95%

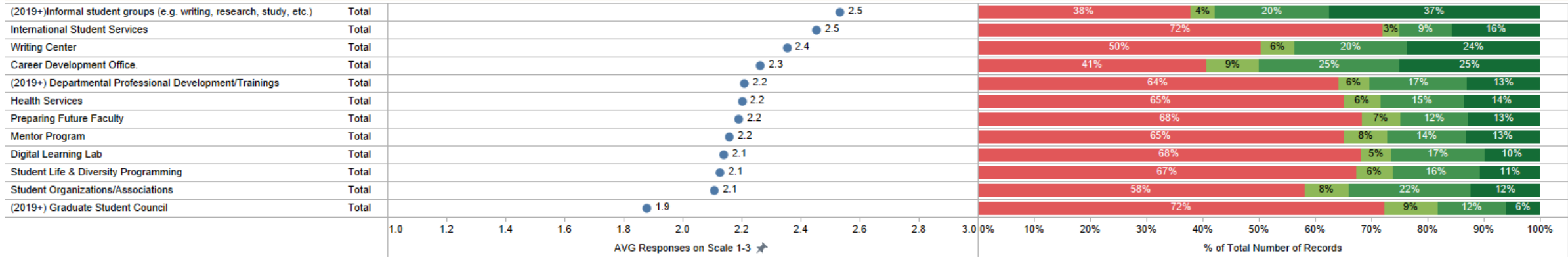
Educational Outcome	Program Experience	Professional Development	Academic Advising	Academic & Career Support	Research Advising	Post Graduation Plan	Demographic
---------------------	--------------------	--------------------------	-------------------	--------------------------------------	-------------------	----------------------	-------------



Academic Year 2020-21	Completion Term All	Schools All	Program All	Completed Degree All	Demographics Total
--------------------------	------------------------	----------------	----------------	-------------------------	-----------------------


■ Did not use (excluding in Avg.)
 ■ Not Very Helpful (1)
 ■ Somewhat Helpful (2)
 ■ Very Helpful (3)

Academic and Career Support



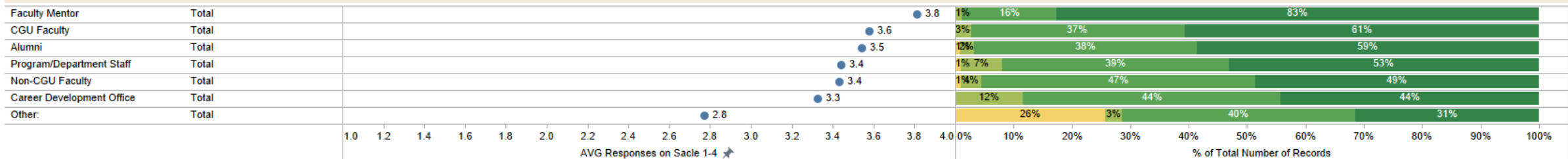
■ N/A (excluding in Avg)
 ■ Strongly Disagree(1)
 ■ Disagree (2)
 ■ Neutral (3)
 ■ Agree (4)
 ■ Strongly Agree (5)

Coursework and Academic Support



■ Not at all Helpful (1)
 ■ Not Very Helpful (2)
 ■ Somewhat Helpful (3)
 ■ Very Helpful (4)

(2019+) Career Guidance: *only answer if you received.*



Degree Completion Survey

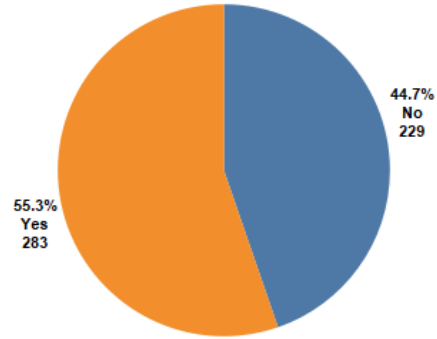
The survey is given within 3 months after students completed their degrees and response rate is over 95%

- Educational Outcome
- Program Experience
- Professional Development
- Academic Advising
- Academic & Career Support
- Research Advising**
- Post Graduation Plan
- Demographic

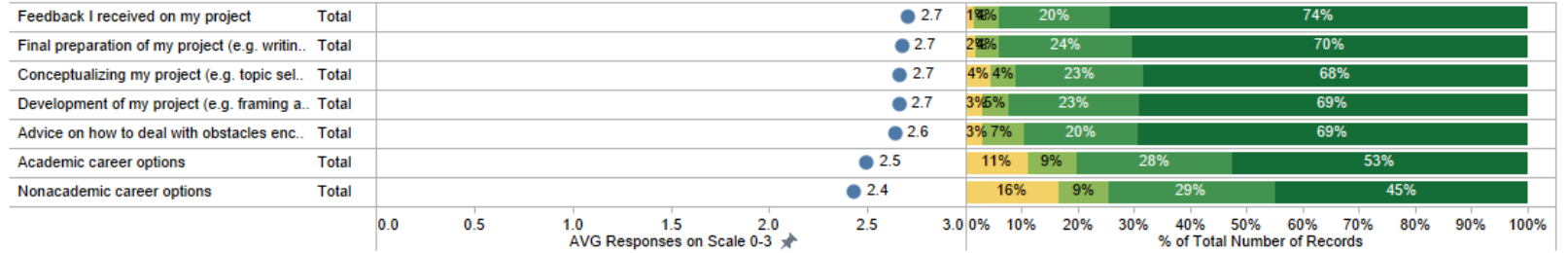
? Academic Year 2020-21 | Completion Term All | Schools All | Program All | Completed Degree All | Demographics Total

(2019+) Research Advising

Did you complete a culminating project as a part of your degree program? (e.g., a thesis, dissertation, portfolio, composition, etc.)

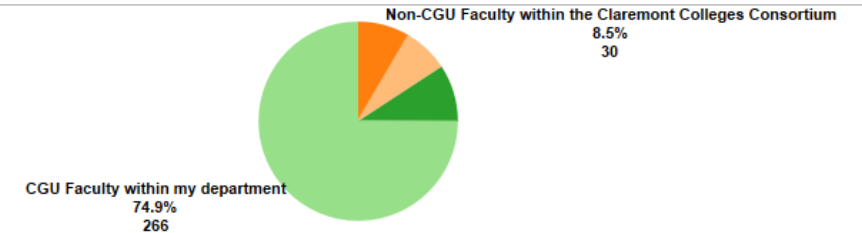
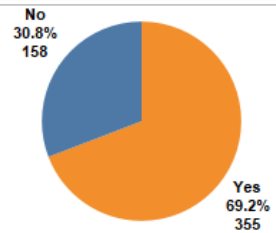


If Yes, how helpful was the advice you received from the faculty advisor who oversaw your culminating project in each of these areas?

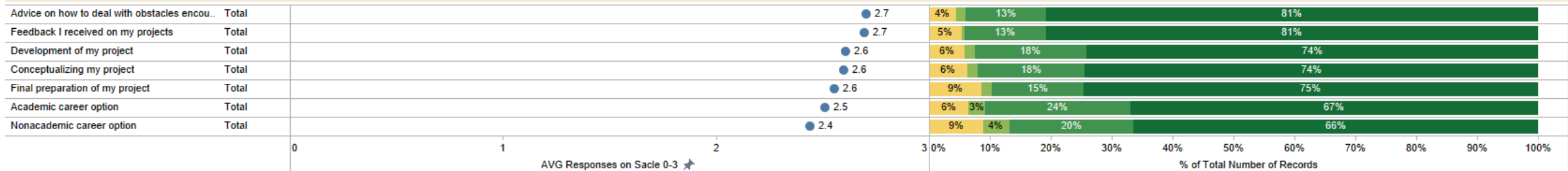


■ Did not receive (0) | ■ Somewhat Helpful (2)
■ Not Very Helpful (1) | ■ Very Helpful (3)

Any Other Advisor or Mentor and if yes, who are they?



If having another mentor, how helpful was the advice you received from your "Other" mentor in each of these areas?

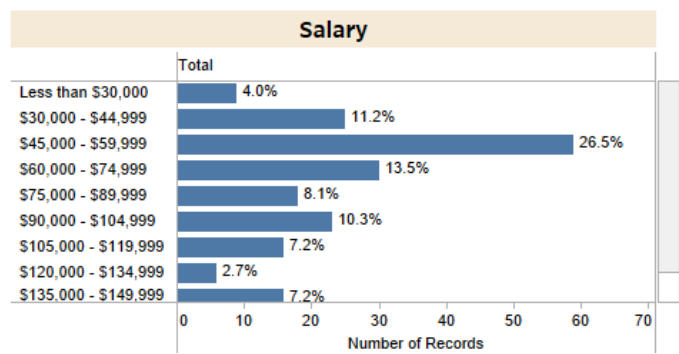
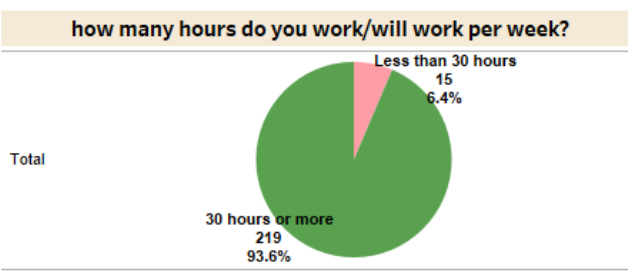
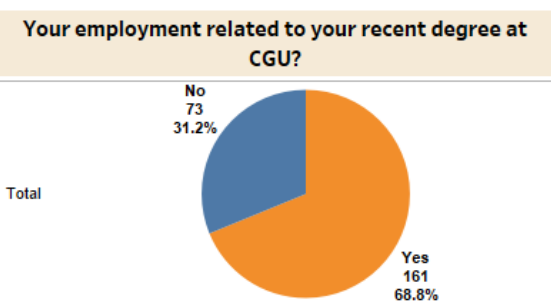
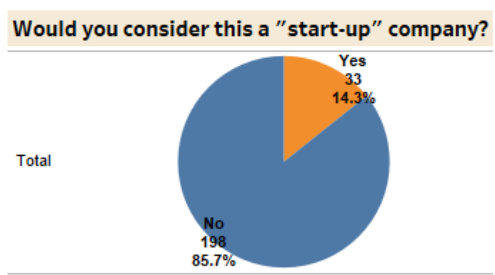
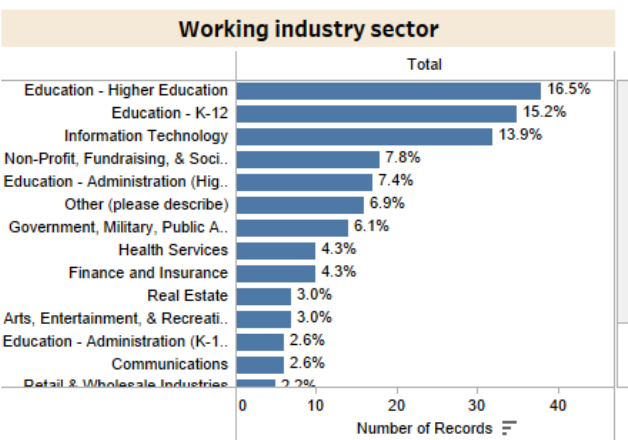
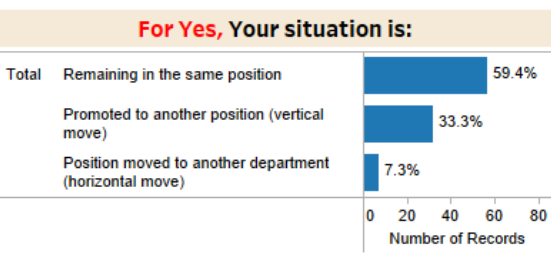
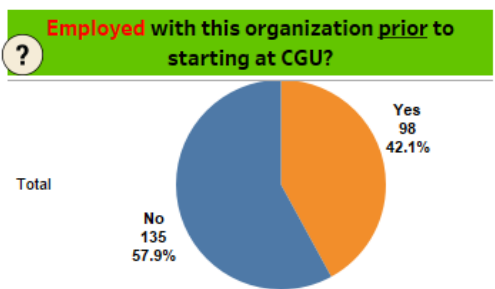
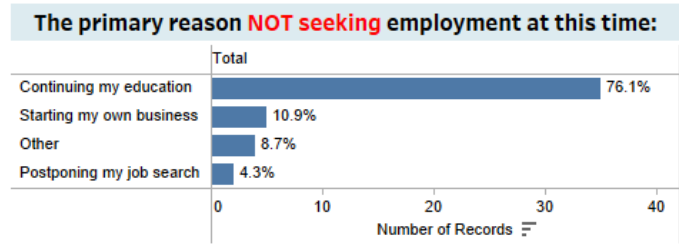
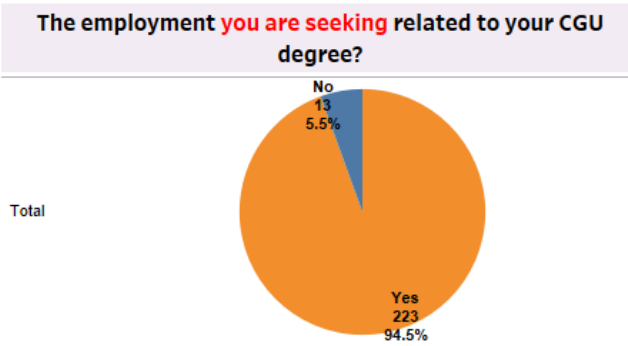
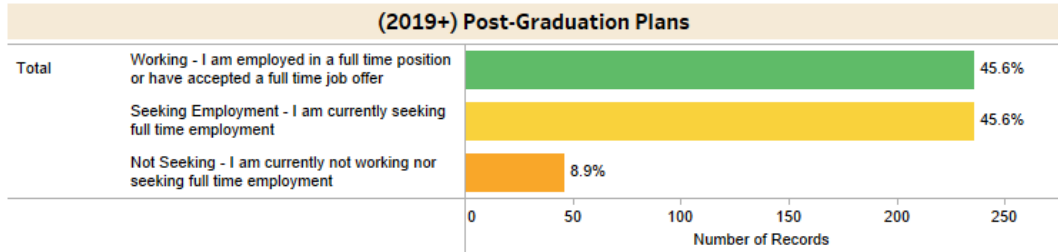


Degree Completion Survey

The survey is given within 3 months after students completed their degrees and response rate is over 95%

Educational Outcome	Program Experience	Professional Development	Academic Advising	Academic & Career Support	Research Advising	Post Graduation Plan	Demographic
---------------------	--------------------	--------------------------	-------------------	---------------------------	-------------------	----------------------	-------------

Academic Year 2020-21	Completion Term All	Schools All	Program All	Completed Degree All	Demographics Total
--------------------------	------------------------	----------------	----------------	-------------------------	-----------------------



Degree Completion Survey

The survey is given within 3 months after students completed their degrees and response rate is over 95%

- Educational Outcome
- Program Experience
- Professional Development
- Academic Advising
- Academic & Career Support
- Research Advising
- Post Graduation Plan
- Demographic



Academic Year
2020-21

Completion Term
All

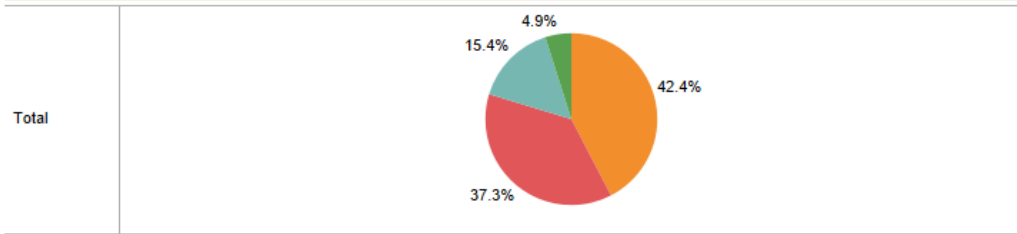
Schools
All

Program
All

Completed Degree
All

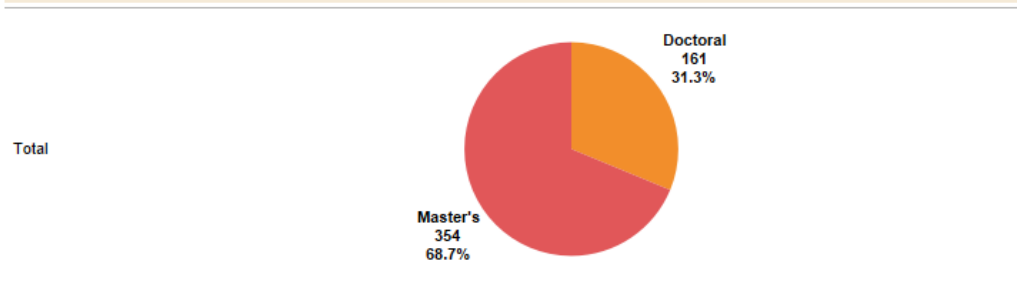
Demographics
Total

(2019+) Best describes your enrollment at CGU?



- Entered graduate school soon after completing undergraduate or master's degree
- Entered graduate school to advance my career after some years of work experience
- Entered graduate school to transition to a new career
- Other

(2019+) Admitted Degree




Lived On Campus



Worked Full-Time




Worked Part-Time




Work-Study/Student Worker



Teaching Assistant




Research Assistant



CGU Research Lab



Internship/Field Placement



Adjunct Teaching

