

# 2021-22 CGU DEGREE COMPLETION SURVEY

---

N=416 DEGREE COMPLETERS

OFFICE OF INSTITUTIONAL EFFECTIVENESS

# Degree Completion Survey

The survey is given within 3 months after students completed their degrees and response rate is over 95%

- Educational Outcome
- Program Experience
- Professional Development
- Academic Advising
- Academic & Career Support
- Research Advising
- Post Graduation Plan
- Demographic



Academic Year  
2021-22

Completion Term  
All

Schools  
All

Program  
All

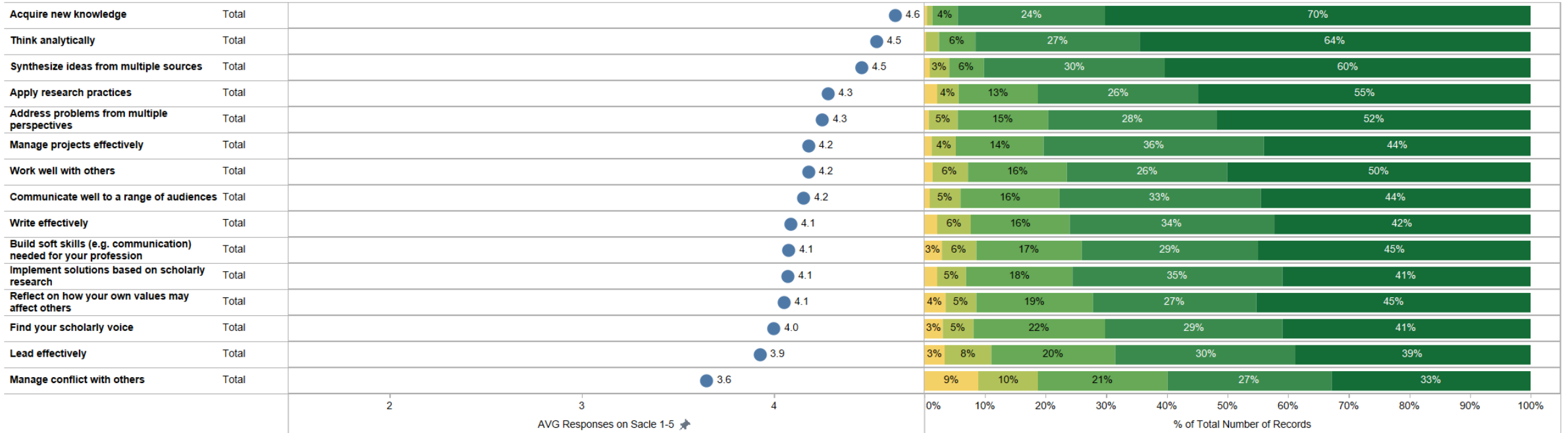
Completed Degree  
All

Demographics  
Total

- Not At All (1)
- To A Small Extent (2)
- To Some Extent (3)
- To A Moderate Extent (4)
- To A Large Extent (5)

## EDUCATIONAL OUTCOMES

To what extent did your experience at CGU enhance your ability to...



# Degree Completion Survey

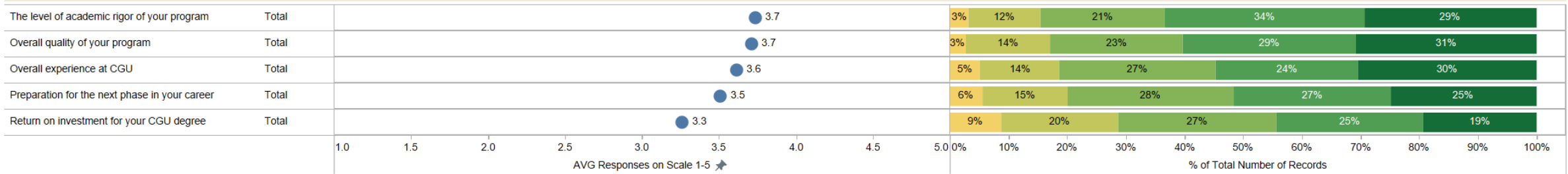
The survey is given within 3 months after students completed their degrees and response rate is over 95%

- Educational Outcome
- Program Experience**
- Professional Development
- Academic Advising
- Academic & Career Support
- Research Advising
- Post Graduation Plan
- Demographic

?
**Academic Year** 2021-22   
 **Completion Term** All   
 **Schools** All   
 **Program** All   
 **Completed Degree** All   
 **Demographics** Total

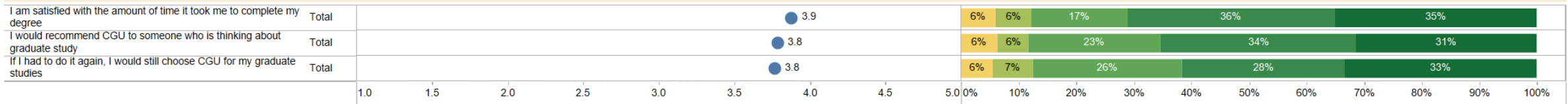
- Poor (1)
- Fair (2)
- Good (3)
- Very Good (4)
- Excellent (5)

## SATISFACTION WITH PROGRAM EXPERIENCE




- Strongly Disagree(1)
- Disagree (2)
- Neutral (3)
- Agree (4)
- Strongly Agree (5)

## Indicate your level of agreement with the following statements.



## (2019+) Mental Health and Wellness



# Degree Completion Survey

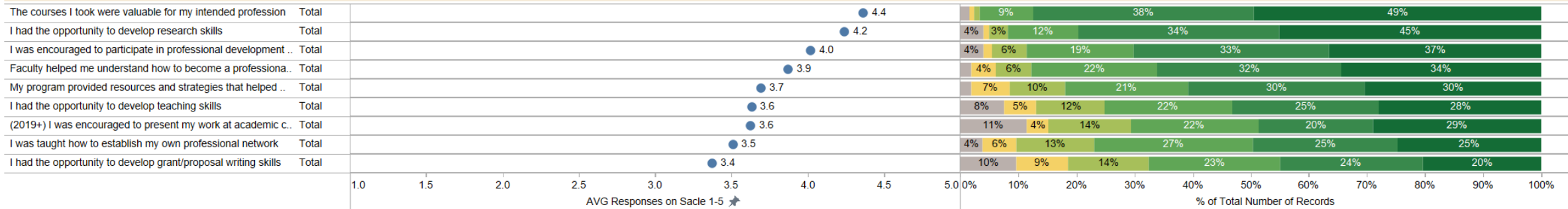
The survey is given within 3 months after students completed their degrees and response rate is over 95%

- Educational Outcome
- Program Experience
- Professional Development**
- Academic Advising
- Academic & Career Support
- Research Advising
- Post Graduation Plan
- Demographic

? **Academic Year** 2021-22 | **Completion Term** All | **Schools** All | **Program** All | **Completed Degree** All | **Demographics** Total


- N/A (excluding in Avg)
- Strongly Disagree(1)
- Disagree (2)
- Neutral (3)
- Agree (4)
- Strongly Agree (5)

## PROFESSIONAL DEVELOPMENT



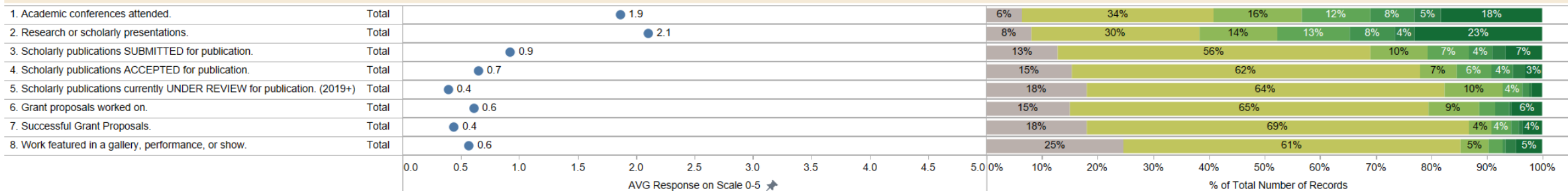
- Not at all Helpful (1)
- Not Very Helpful (2)
- Somewhat Helpful (3)
- Very Helpful (4)

## (2019+) How helpful were the experiences with respect to your professional development? *only answer if having the experiences*



- N/A (excluding in Avg.)
- Zero
- 1
- 2
- 3
- 4
- 5 or more

## Professional Development Participation



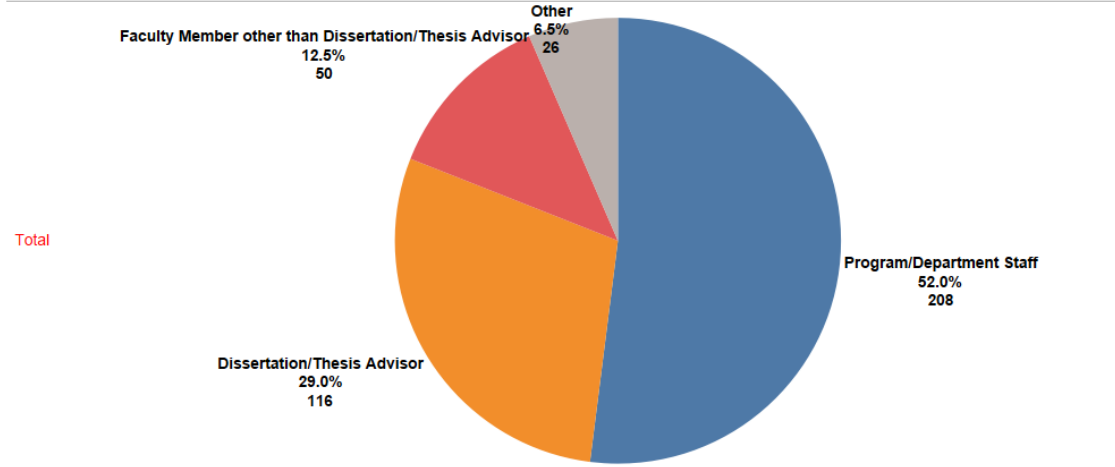
# Degree Completion Survey

The survey is given within 3 months after students completed their degrees and response rate is over 95%

- Educational Outcome
- Program Experience
- Professional Development
- Academic Advising**
- Academic & Career Support
- Research Advising
- Post Graduation Plan
- Demographic

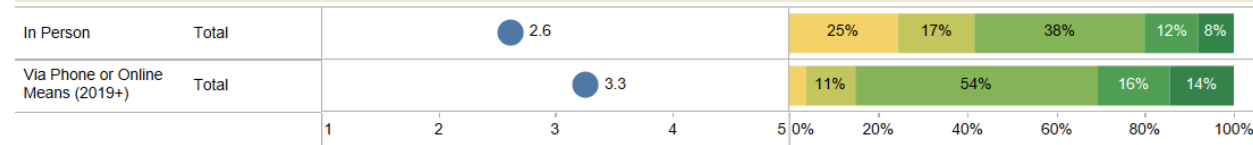
Academic Year: 2021-22
Completion Term: All
Schools: All
Program: All
Completed Degree: All
Demographics: Total

## Academic Advising (Who do you primarily go to for academic advising? 2019+)



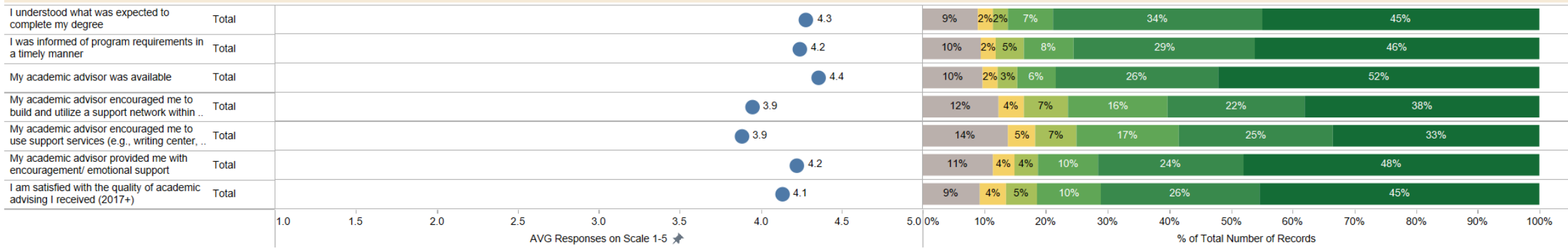
- Never (1)
- Once a Semester (3)
- More than Once a Mo..
- Once a Year (2)
- Monthly (4)

## How frequently did you meet with your academic advisor to formally discuss your academic progress?



- N/A (excluding in Avg)
- Strongly Disagree (1)
- Disagree (2)
- Neutral (3)
- Agree (4)
- Strongly Agree (5)

## Academic Advising (2019+)



# Degree Completion Survey

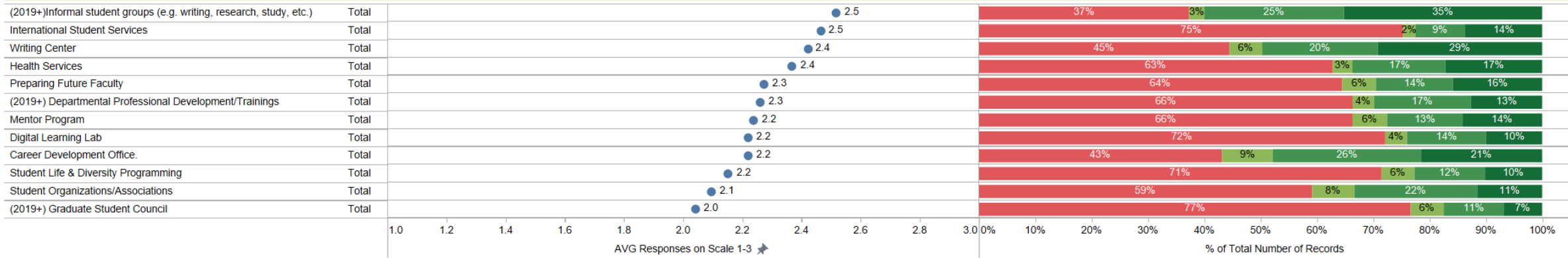
The survey is given within 3 months after students completed their degrees and response rate is over 95%

- Educational Outcome
- Program Experience
- Professional Development
- Academic Advising
- Academic & Career Support**
- Research Advising
- Post Graduation Plan
- Demographic

?
 Academic Year: 2021-22 | Completion Term: All | Schools: All | Program: All | Completed Degree: All | Demographics: Total


■ Did not use (excluding in Avg.) 
 ■ Not Very Helpful (1) 
 ■ Somewhat Helpful (2) 
 ■ Very Helpful (3)

## Academic and Career Support



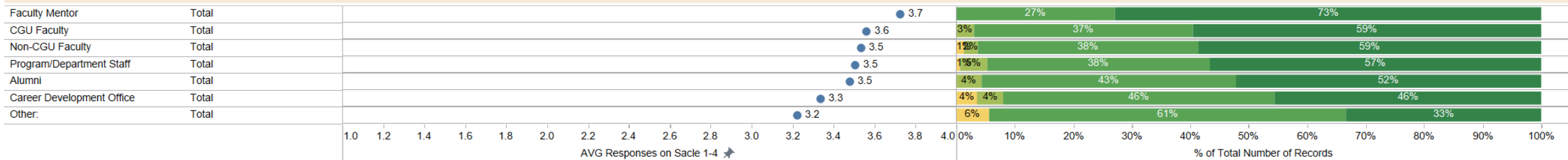
■ N/A (excluding in Avg.) 
 ■ Strongly Disagree(1) 
 ■ Disagree (2) 
 ■ Neutral (3) 
 ■ Agree (4) 
 ■ Strongly Agree (5)

## Coursework and Academic Support



■ Not at all Helpful (1) 
 ■ Not Very Helpful (2) 
 ■ Somewhat Helpful (3) 
 ■ Very Helpful (4)

## (2019+) Career Guidance: *only answer if you received.*



# Degree Completion Survey

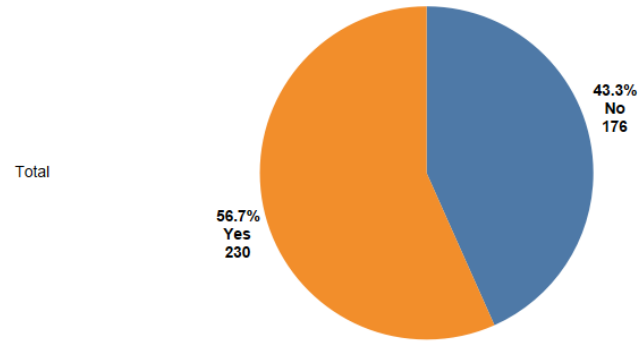
The survey is given within 3 months after students completed their degrees and response rate is over 95%

Educational Outcome	Program Experience	Professional Development	Academic Advising	Academic & Career Support	Research Advising	Post Graduation Plan	Demographic
---------------------	--------------------	--------------------------	-------------------	---------------------------	-------------------	----------------------	-------------

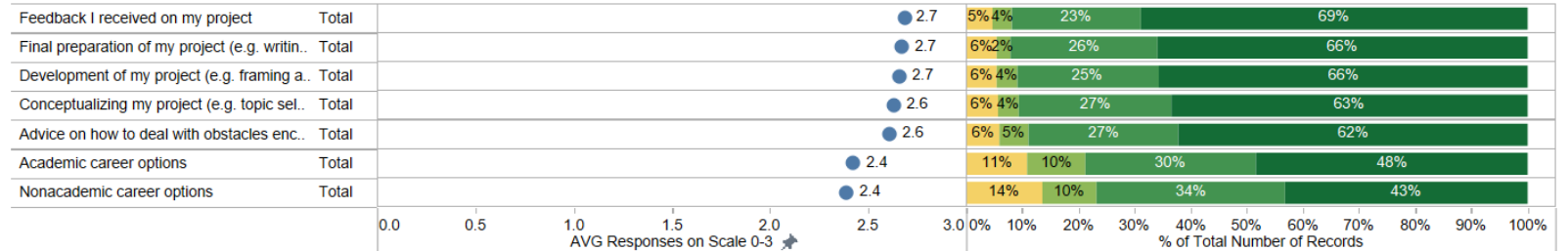
<b>?</b> Academic Year 2021-22	Completion Term All	Schools All	Program All	Completed Degree All	Demographics Total
-----------------------------------	------------------------	----------------	----------------	-------------------------	-----------------------

## (2019+) Research Advising

Did you complete a culminating project as a part of your degree program? (e.g., a thesis, dissertation, portfolio, composition, etc.)

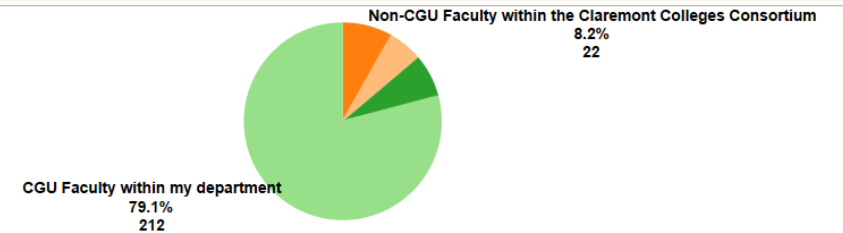


## If Yes, how helpful was the advice you received from the faculty advisor who oversaw your culminating project in each of these areas?




■ Did not receive (0)
 ■ Somewhat Helpful (2)
 ■ Not Very Helpful (1)
 ■ Very Helpful (3)

## Any Other Advisor or Mentor and if yes, who are them?



## If having another mentor, how helpful was the advice you received from your "Other" mentor in each of these areas?

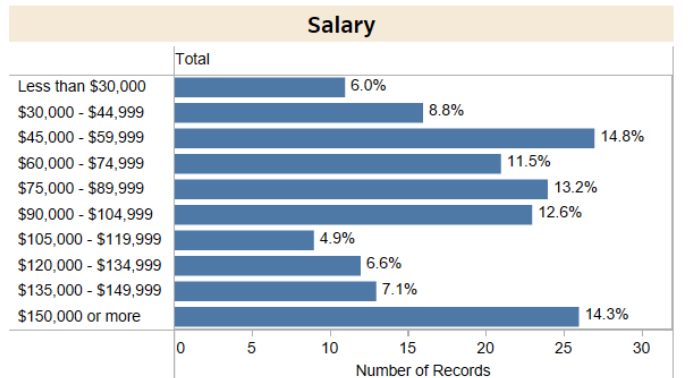
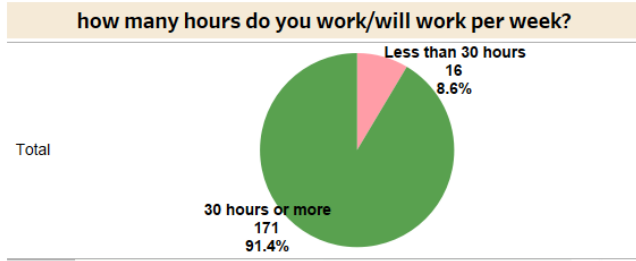
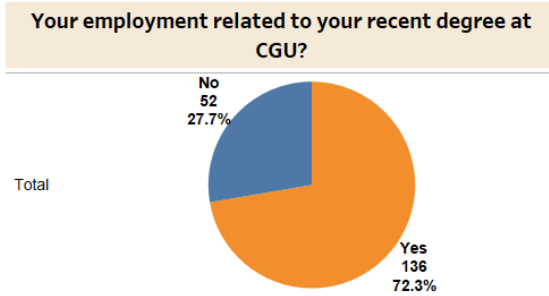
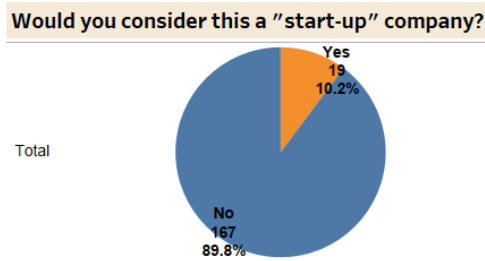
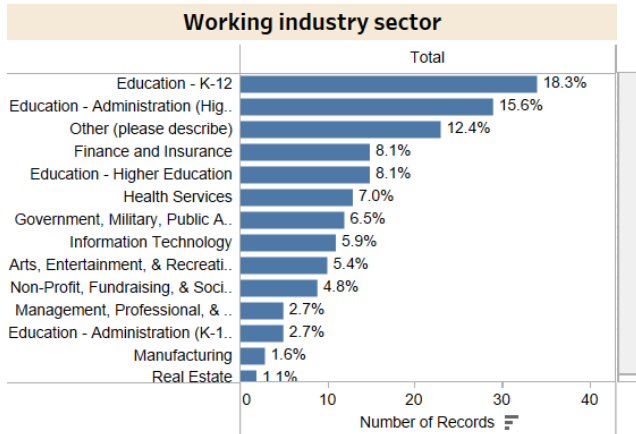
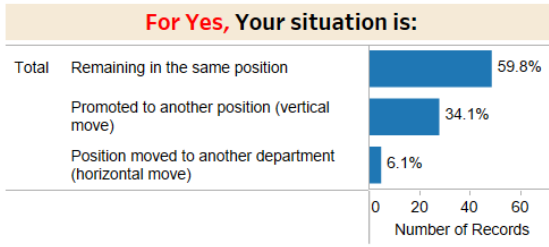
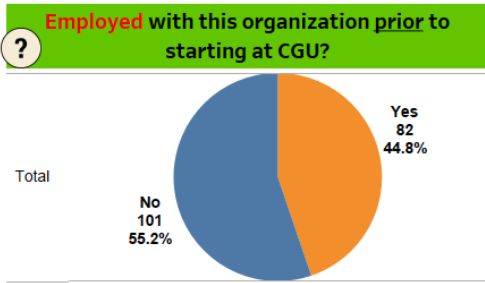
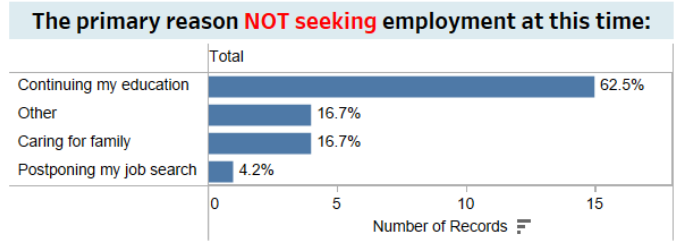
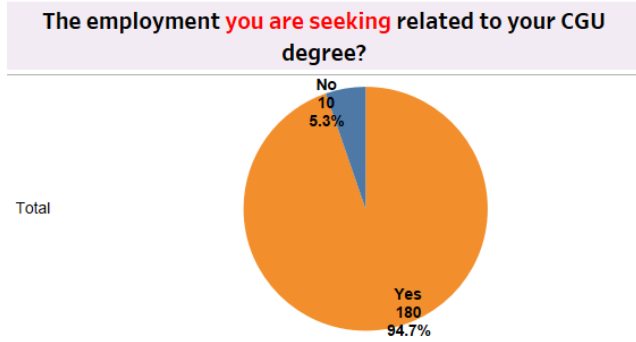
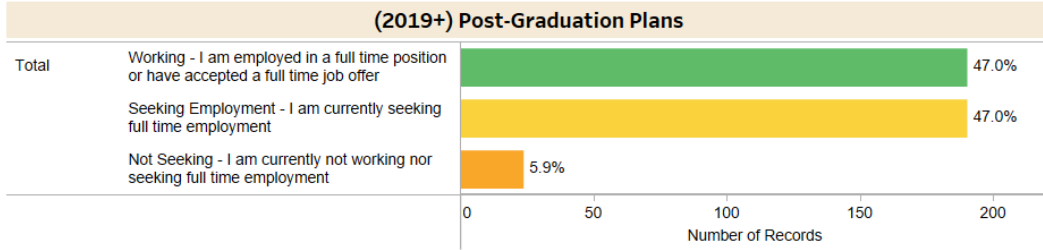


# Degree Completion Survey

The survey is given within 3 months after students completed their degrees and response rate is over 95%

Educational Outcome	Program Experience	Professional Development	Academic Advising	Academic & Career Support	Research Advising	Post Graduation Plan	Demographic
---------------------	--------------------	--------------------------	-------------------	---------------------------	-------------------	----------------------	-------------

<b>?</b> Academic Year 2021-22	Completion Term All	Schools All	Program All	Completed Degree All	Demographics Total
-----------------------------------	------------------------	----------------	----------------	-------------------------	-----------------------





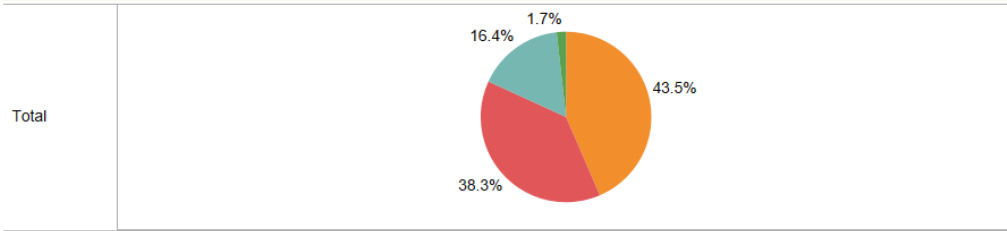
# Degree Completion Survey

The survey is given within 3 months after students completed their degrees and response rate is over 95%

Educational Outcome	Program Experience	Professional Development	Academic Advising	Academic & Career Support	Research Advising	Post Graduation Plan	Demographic
---------------------	--------------------	--------------------------	-------------------	---------------------------	-------------------	----------------------	-------------

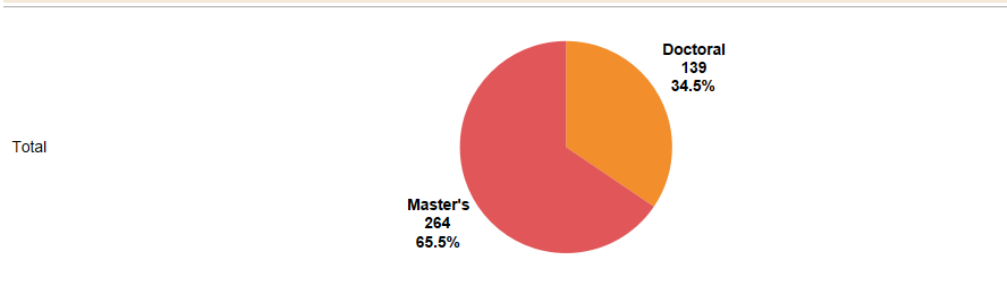
<b>?</b>	Academic Year 2021-22	Completion Term All	Schools All	Program All	Completed Degree All	Demographics Total
----------	--------------------------	------------------------	----------------	----------------	-------------------------	-----------------------

## (2019+) Best describes your enrollment at CGU?



- Entered graduate school soon after completing undergraduate or master's degree
- Entered graduate school to advance my career after some years of work experience
- Entered graduate school to transition to a new career
- Other:

## (2019+) Admitted Degree



## Lived On Campus




## Worked Full-Time




## Worked Part-Time




## Work-Study/Student Worker




## Teaching Assistant




## Research Assistant



## CGU Research Lab



## Internship/Field Placement



## Adjunct Teaching

