

# 2021 Climate Survey-CGU

---

N=541

Office of Institutional Effectiveness

**Questions?** If you have any questions or need assistance with the dashboard, please contact the CGU Institutional Research Office: IR@cgu.edu

## Introduction and Instructions for Dashboard

Welcome to the dashboard for the Fall 2021 Claremont Graduate University survey of Student Satisfaction and Campus Climate. CGU's Institutional Research Office conducted the survey in November 2021. Of the 2,061 students who received the survey link, 541 (26.2%) responded to the survey and 422 (20.5%) fully completed the survey. All submitted response data is included here (response counts will therefore vary depending on the question).

Each of these sections has a "tab" along the top of the page. When you click that tab, it is set by default to display total overall responses. You may choose to filter responses by the following categories, using the pull-down menus and radial buttons along the top and right of the data:

- Program
- Type of Degree (Masters or Doctoral)
- Survey Date
- Demographic and other Categories:
  - o Sex (from student database)
  - o URM: Underrepresented Minority (IPEDS categories includes Black/African American, Hispanic/Latino/a, Native American/Alaska Native, Native Hawaiian/Pacific Islander)--from student database
  - o International --from student database
    - o First Term Enrolled Fall 2019
    - o Full-time (12 units)/Part-time
    - o Dual Program
  - o Self-Reported Veteran Status (from survey)
    - o Self-Reported Gender (from survey)
    - o Self-Reported URM (from survey)
    - o Self-Reported Race (from survey)
  - o Self-Reported Disability (from survey)
    - o First Generation (from survey)
    - o Study Hours (from survey)
    - o Working Hours (from survey)
  - o Frequency On Campus (from survey)

This dashboard allows you to review responses to questions in the major sections of the survey:

- Overall Satisfaction and Climate
- Program Satisfaction and Climate
  - Resources and Support
  - Diversity and Inclusion
  - Academic Advising
  - Research Advising
- Student Background Information




Schools All

Program All

Degree All

Plan All



**Survey Date**

- 2016 Spring
- 2018 Spring
- 2019 Fall
- 2021 Fall

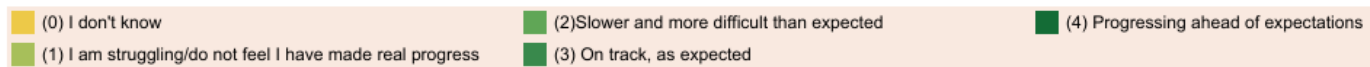
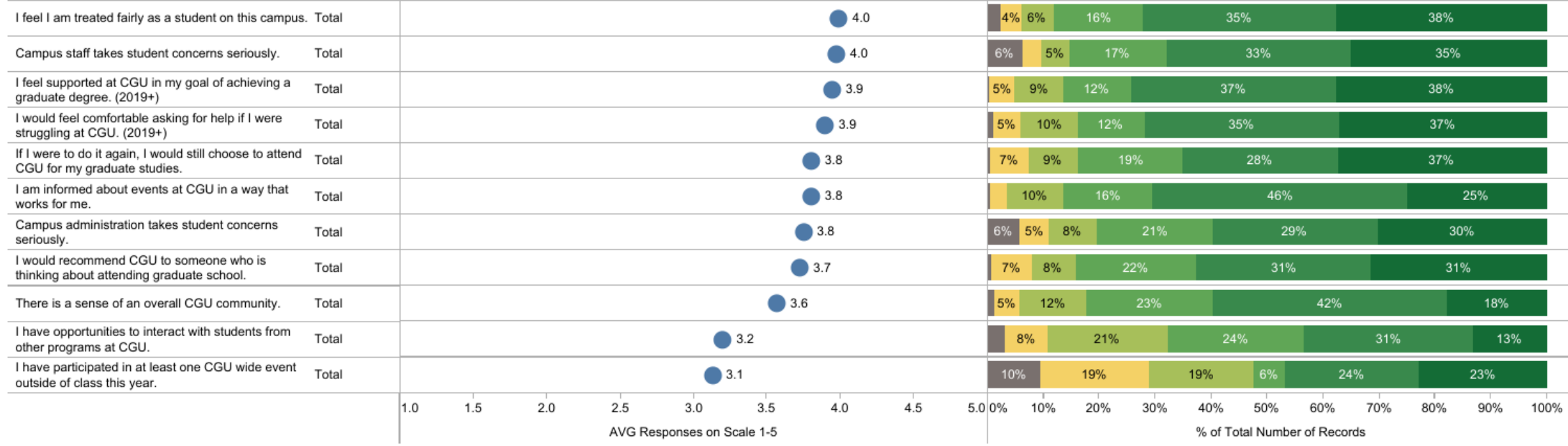
**Demographics:**  
for 2019 survey only (except Degree and Survey Date for 2016 and 2018)

- Total
- Survey Date
- Gender (2019+)
- URM (2019+)
- Degree
- Citizenship (2019+)
- Ethnicity (2019+)
- Citizen (2019+)
- First Term (2019+)
- Full vs. Part Time(2019+)
- International (2019+)
- Dual Programs (2019+)
- Veteran
- Self-Report Gender
- Self-Report URM
- Self-Report Race
- Disability
- First Gen (2019+)
- Freq on Campus
- Work Hrs
- Study Hrs
- School


**Equity Group**

- Total

## CGU-Overall Climate



## How would you rate your program progress to date in relation to your expectations?





Schools

All

Program


All

Degree

All

Plan

All



Survey Date

- 2016 Spring
- 2018 Spring
- 2019 Fall
- 2021 Fall

Demographics:  
for 2019 survey only  
(except Degree and  
Survey Date  
for 2016 and 2018)

- Total
- Survey Date
- Gender (2019+)
- URM (2019+)
- Degree
- Citizenship (2019+)
- Ethnicity (2019+)
- Citizen (2019+)
- First Term (2019+)
- Full vs. Part Time(2019+)
- International (2019+)
- Dual Programs (2019+)
- Veteran
- Self-Report Gender
- Self-Report URM
- Self-Report Race
- Disability
- First Gen (2019+)
- Freq on Campus
- Work Hrs
- Study Hrs

Equity Group

- Total

Academic Department/Program

Statement	Total	Avg Score	NA	Strongly Disagree (1)	Disagree (2)	Neutral (3)	Agree (4)	Strongly Agree (5)
Staff members in my program are helpful to me.	Total	4.3	0%	0%	8%	41%	47%	4%
Students are treated with respect by program staff and faculty.	Total	4.2	0%	0%	8%	44%	41%	8%
Faculty are accessible to students.	Total	4.1	0%	5%	10%	42%	41%	0%
The courses I have taken have been equipping me with the knowledge and skills I will need for my career.	Total	4.1	0%	5%	14%	39%	39%	7%
Faculty respond in a timely manner.	Total	4.1	0%	6%	12%	38%	40%	4%
There are faculty at CGU that match my academic/research interest.	Total	4.0	0%	7%	13%	38%	38%	6%
My concerns as a student are taken seriously.	Total	4.0	0%	6%	15%	39%	35%	9%
I feel my program will prepare me well for the next phase of my career.	Total	4.0	0%	5%	18%	41%	33%	9%
Other than grades, I have received useful feedback from faculty on my class performance.	Total	3.9	0%	10%	14%	40%	32%	6%
I am satisfied with the overall quality of my program.	Total	3.9	0%	4%	9%	15%	41%	32%
I am satisfied with my academic experience thus far.	Total	3.9	0%	11%	12%	42%	31%	4%
I have been encouraged to participate in professional development opportunities.	Total	3.8	0%	11%	18%	41%	28%	2%
I have been encouraged to develop and build a professional network.	Total	3.8	0%	12%	20%	37%	28%	3%
There is a sense of community in my program.	Total	3.7	0%	4%	12%	17%	38%	27%
There are opportunities to collaborate with faculty and/or students on research projects.	Total	3.7	4%	4%	13%	18%	29%	30%
Morale among students within my program is high.	Total	3.5	7%	12%	24%	33%	22%	0%
There is an adequate range of classes offered to support progress in my program.	Total	3.5	7%	19%	15%	31%	25%	0%





Schools All Program All Degree All Plan All

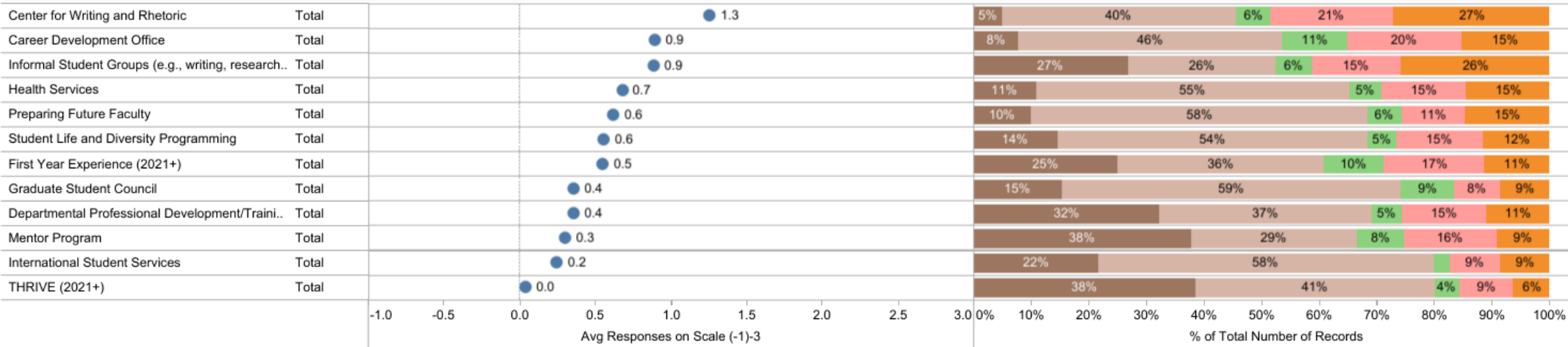
Have Not Used--Unaware of This Resource (-1) Not Very Helpful (1) Very Helpful (3)  
 Have Not Used, But Aware of This Resource (0) Somewhat Helpful (2)

**Survey Date**  
 2016 Spring  
 2018 Spring  
 2019 Fall  
 2021 Fall

**Demographics:**  
 for 2019 survey only (except Degree and Survey Date for 2016 and 2018)  
 Total  
 Survey Date  
 Gender (2019+)  
 URM (2019+)  
 Degree  
 Citizenship (2019+)  
 Ethnicity (2019+)  
 Citizen (2019+)  
 First Term (2019+)  
 Full vs. Part Time(2019+)  
 International (2019+)  
 Dual Programs (2019+)  
 Veteran  
 Self-Report Gender  
 Self-Report URM  
 Self-Report Race  
 Disability  
 First Gen (2019+)  
 Freq on Campus  
 Work Hrs  
 Study Hrs  
 School  
 Program

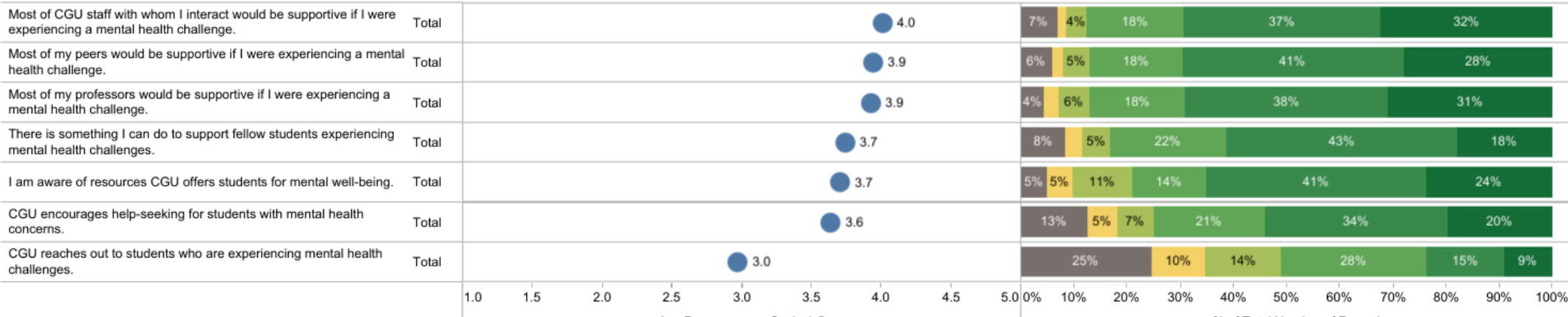
**Equity Group**  
 Total

### How helpful have the following resources been thus far in your academic career?



NA (excluding in avg.) Strongly Disagree (1) Disagree (2) Neutral (3) Agree (4) Strongly Agree (5)

### Mental Health Awareness and Support





Schools All

Program All

Degree All

Plan All

NA (excluding in avg.) Strongly Disagree (1) Disagree (2) Neutral (3) Agree (4) Strongly Agree (5)

**Survey Date**

- 2016 Spring
- 2018 Spring
- 2019 Fall
- 2021 Fall

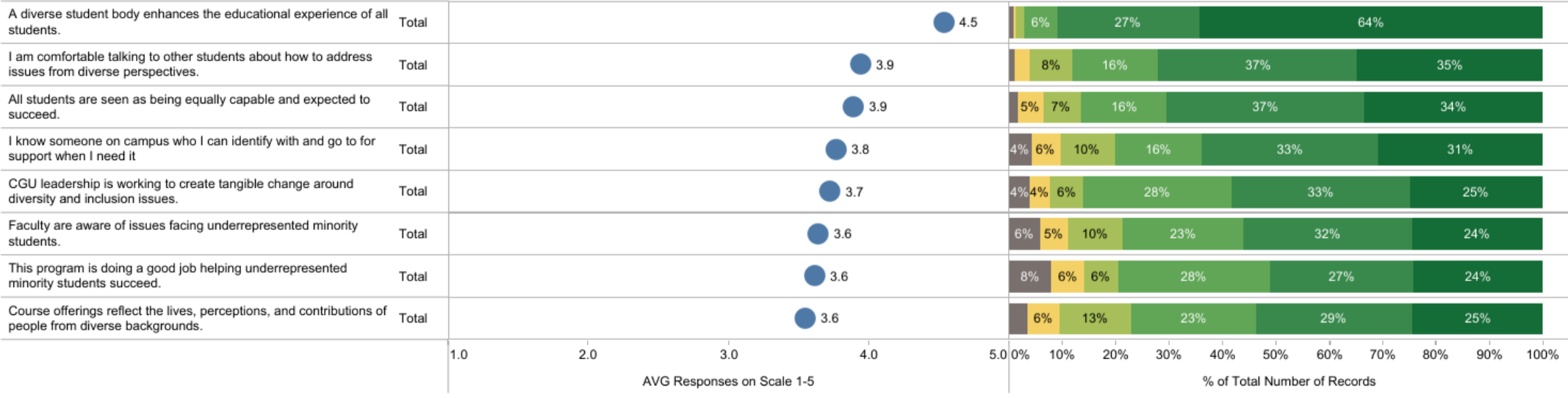
**Demographics: for 2019 survey only (except Degree and Survey Date for 2016 and 2018)**

- Total
- Survey Date
- Gender (2019+)
- URM (2019+)
- Degree
- Citizenship (2019+)
- Ethnicity (2019+)
- Citizen (2019+)
- First Term (2019+)
- Full vs. Part Time(2019+)
- International (2019+)
- Dual Programs (2019+)
- Veteran
- Self-Report Gender
- Self-Report URM
- Self-Report Race
- Disability
- First Gen (2019+)
- Freq on Campus

**Equity Group**

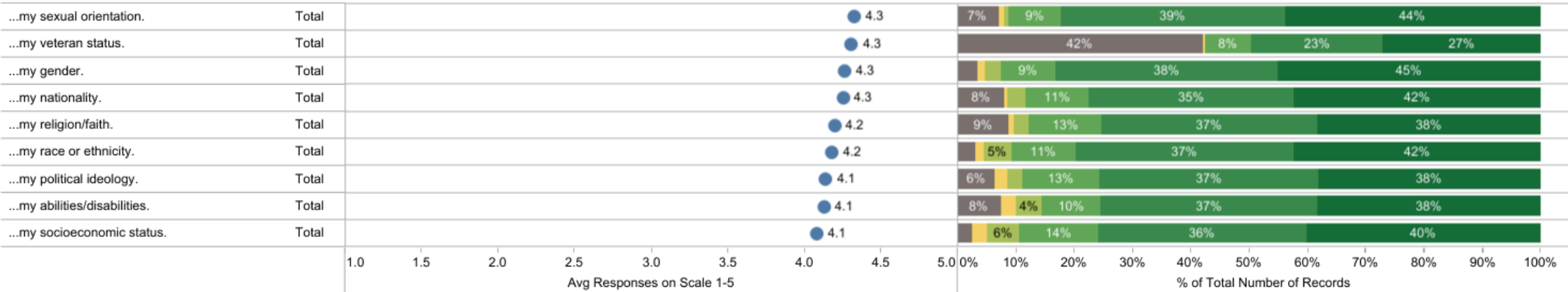
- Total

**Diversity and Inclusion**



NA (excluding in avg.) Strongly Disagree (1) Disagree (2) Neutral (3) Agree (4) Strongly Agree (5)

**I am treated fairly at CGU regardless of...**





Schools All Program All Degree All Plan All

### Who do you primarily go to for academic advising?

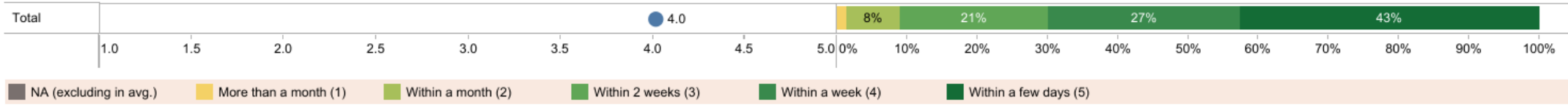


**Survey Date**


- 2016 Spring
- 2018 Spring
- 2019 Fall
- 2021 Fall

Very Difficult (1) Difficult (2) Neutral (3) Easy (4) Very Easy (5)

### How would you best describe the process of being initially assigned an academic advisor?

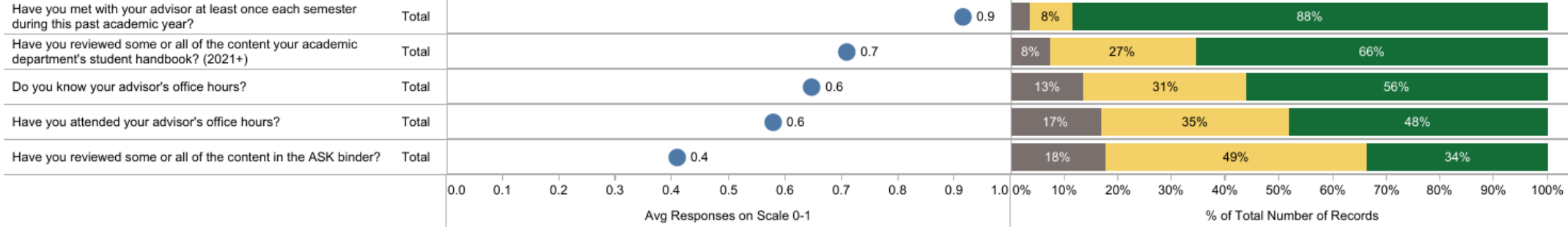


### Advisor's response time for the following requests?



NA (excluding in avg.) No (0) Yes (1)

### Your familiarity with academic advising by responding to the prompts.



**Demographics: for 2019 survey only (except Degree and Survey Date for 2016 and 2018)**

- Total
- Survey Date
- Gender (2019+)
- URM (2019+)
- Degree
- Citizenship (2019+)
- Ethnicity (2019+)
- Citizen (2019+)
- First Term (2019+)
- Full vs. Part Time(2019+)
- International (2019+)
- Dual Programs (2019+)
- Veteran
- Self-Report Gender
- Self-Report URM
- Self-Report Race
- Disability
- First Gen (2019+)
- Freq on Campus
- Work Hrs
- Study Hrs

**Equity Group**

- Total

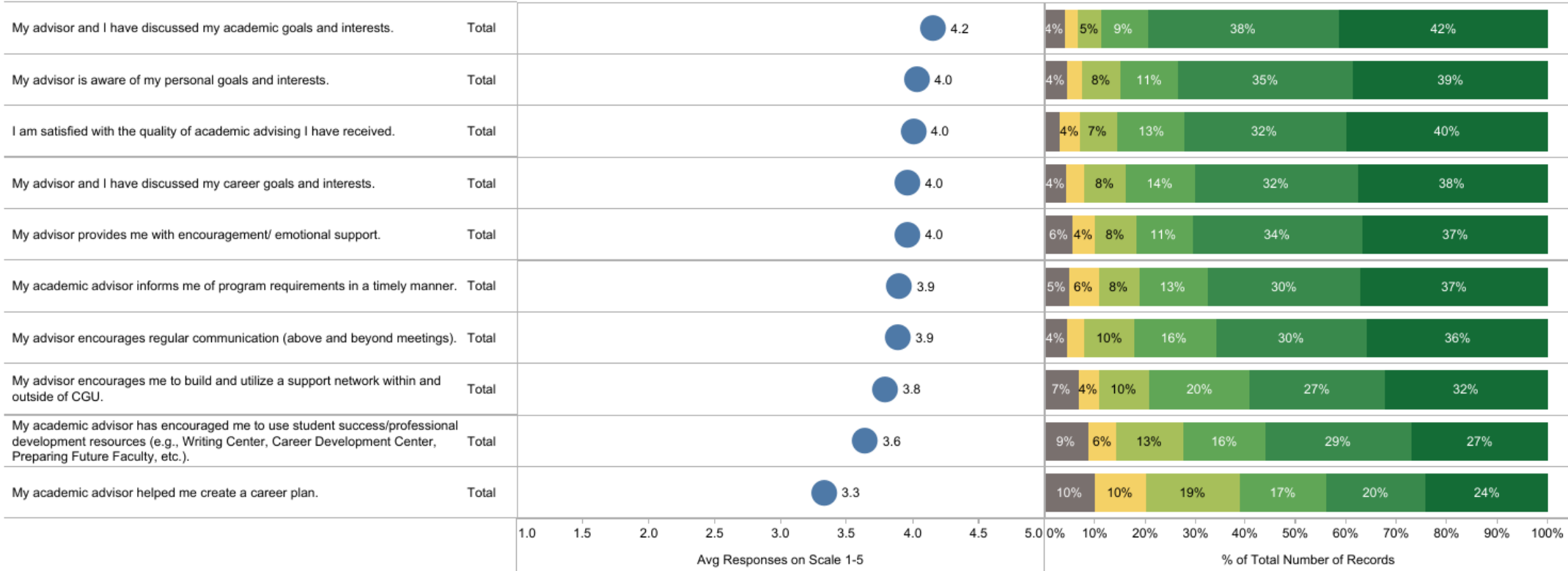


Schools All Program All Degree All Plan All

NA (excluding in avg.) Strongly Disagree (1) Disagree (2) Neutral (3) Agree (4) Strongly Agree (5)

**Survey Date**  
 2016 Spring  
 2018 Spring  
 2019 Fall  
 2021 Fall

**With the advisor you primarily go to for academic advising in mind, indicate your level of agreement with the following statements.**



**Demographics:**  
 for 2019 survey only (except Degree and Survey Date for 2016 and 2018)  
 Total  
 Survey Date  
 Gender (2019+)  
 URM (2019+)  
 Degree  
 Citizenship (2019+)  
 Ethnicity (2019+)  
 Citizen (2019+)  
 First Term (2019+)  
 Full vs. Part Time(2019+)  
 International (2019+)  
 Dual Programs (2019+)  
 Veteran  
 Self-Report Gender  
 Self-Report URM  
 Self-Report Race  
 Disability  
 First Gen (2019+)

**Equity Group**  
 Total






Schools All Program All Degree All Plan All

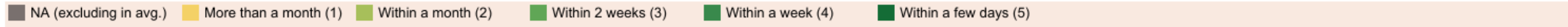



- Survey Date**
- 2016 Spring
  - 2018 Spring
  - 2019 Fall
  - 2021 Fall

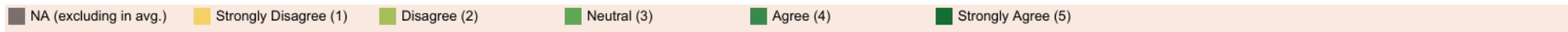
**Currently working on a culminating project, whether at the idea stage or near it's final preparation?**



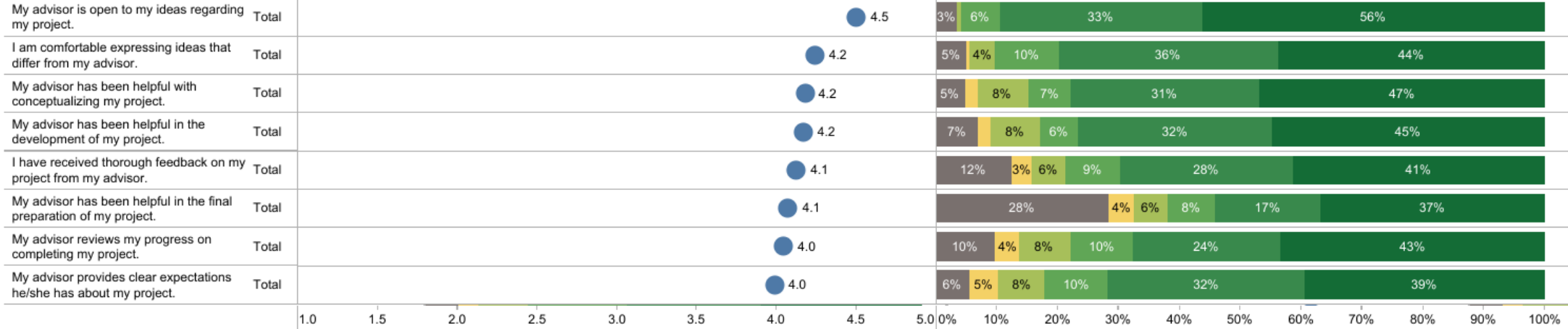
**How would you best describe the process of being initially paired with a research advisor?**



**What has been your culminating project advisor's response time for requests related to the following?**



**Indicate your level of agreement with statements about the faculty member who oversees the culminating project you are currently working on.**



**Demographics: for 2019 survey only (except Degree and Survey Date for 2016 and 2018)**

- Total
- Survey Date
- Gender (2019+)
- URM (2019+)
- Degree
- Citizenship (2019+)
- Ethnicity (2019+)
- Citizen (2019+)
- First Term (2019+)
- Full vs. Part Time(2019+)
- International (2019+)
- Dual Programs (2019+)
- Veteran
- Self-Report Gender
- Self-Report URM
- Self-Report Race
- Disability
- First Gen (2019+)
- Freq on Campus
- Work Hrs
- Studv Hrs

**Equity Group**

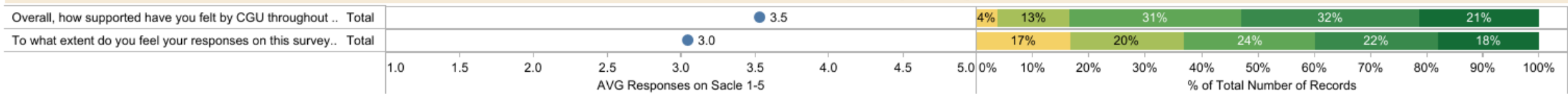
Total



Schools All Program All Degrees All Plan All

1 - Not at all 2 3 4 5 - A great deal

### COVID-19 pandemic Impact (2021+)



**Survey Date**

- 2016 Spring
- 2018 Spring
- 2019 Fall
- 2021 Fall

**Demographics: for 2019+ survey only (except Degree and Survey Date for 2016 and 2018)**

- Total
- Survey Date
- Gender (2019+)
- URM (2019+)
- Degree
- Citizenship (2019+)
- Ethnicity (2019+)
- Citizen (2019+)
- First Term (2019+)
- Full vs. Part Time(2019+)
- International (2019+)
- Dual Programs (2019+)
- Veteran
- Self-Report Gender
- Self-Report URM
- Self-Report Race
- Disability
- First Gen (2019+)
- First Gen (2019+)

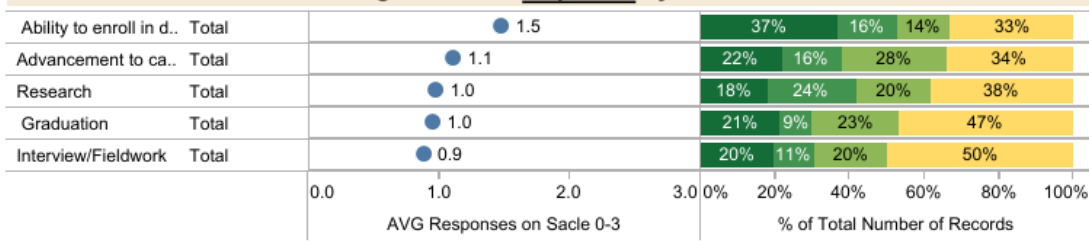
Significantly slower (-2) Somewhat slower (-1) No change (0) Somewhat faster (1) Significantly faster

### How has progress towards your degree been affected by COVID-19?

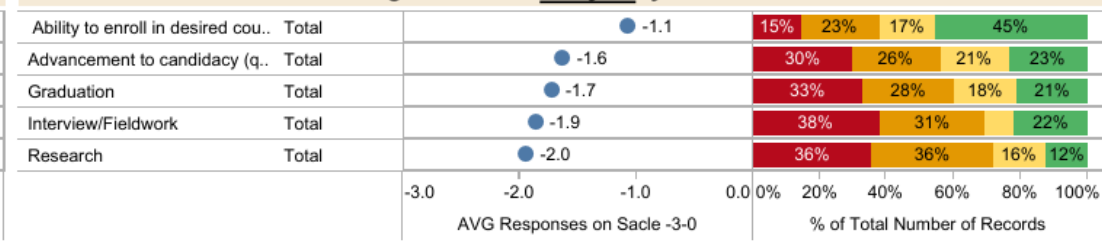


Significant improvement (3) Minimal improvement (1) Significant delay (-3) Minimal delay (-1)  
 Moderate improvement (2) No change (0) Moderate delay (-2) No delay (0)

### To what extent have the following areas been improved by COVID-19?




### To what extent have the following areas been delayed by COVID-19?



strongly disagree (1) disagree neither agree or disagree agree strongly agree (5)

### Communication- Please indicate your agreement with the following statements.



**Equity Group**

- Total



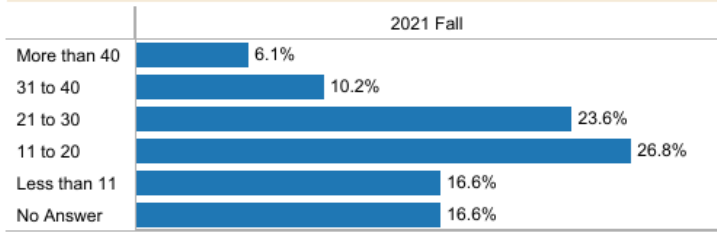
Schools  
All

Program  
All

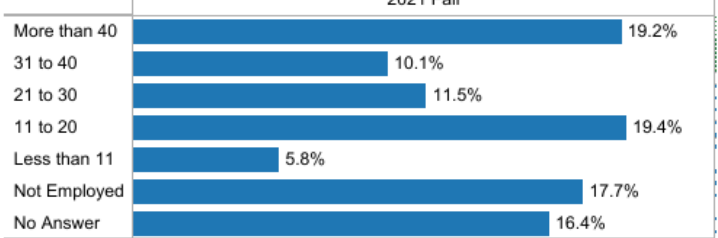
Degrees  
All

Plan  
All

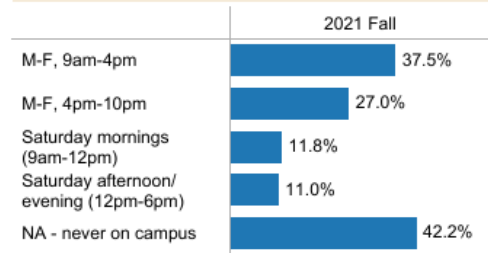
**Hrs/week do you spend studying, working on your thesis/dissertation, etc.?**



**Hrs/week do you typically work for pay?**



**What time of day are you typically on campus? (checked all applied)**



**Survey Date**

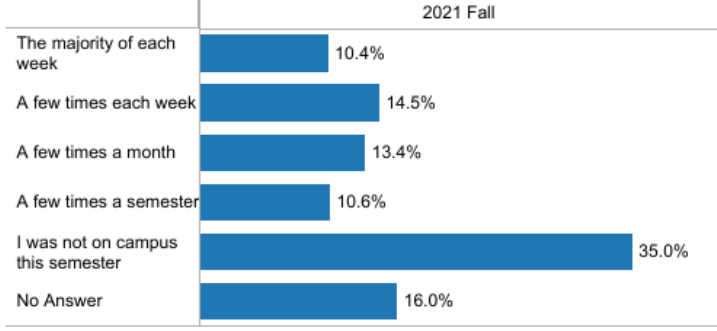
2016 Spring

2018 Spring

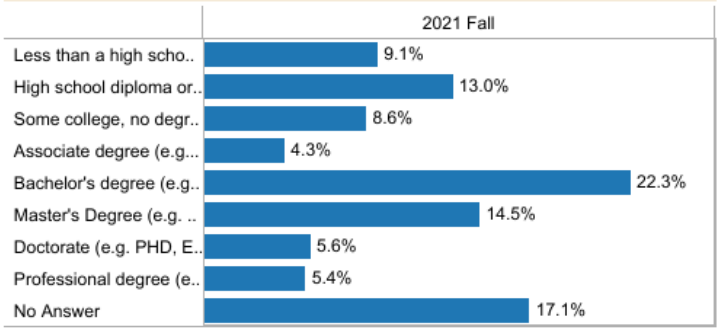
2019 Fall

2021 Fall

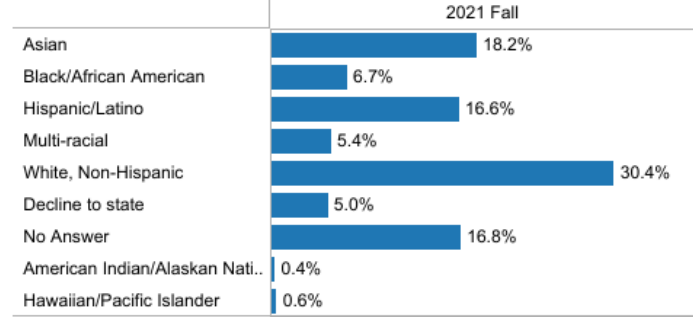
**How often were you on campus this semester?**



**What is the highest educational level that either of your parents has obtained?**



**Race/Ethnicity (Self-Reported)**



**Demographics:**

Total

Survey Date

Gender (2019+)

URM (2019+)

Degree

Citizenship (2019+)

Ethnicity (2019+)

Citizen (2019+)

First Term (2019+)

Full vs. Part Time(2019+)

International (2019+)

Dual Programs (2019+)

Veteran

Self-Report Gender

Self-Report URM

Self-Report Race

Disability

First Gen (2019+)

Freq on Campus

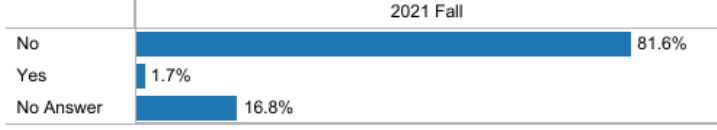
Work Hrs

Study Hrs

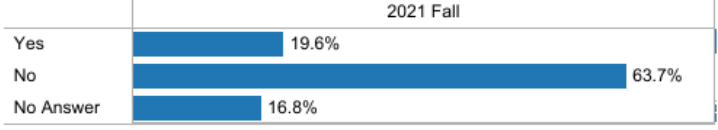
School

...

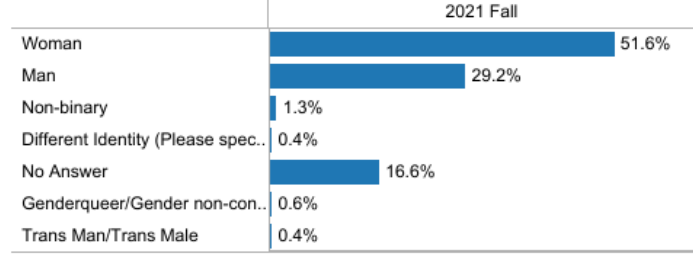
**Are you a veteran?**



**Do you identify yourself with a disability/impairment?**



**What term best describes your gender identity? (Self-Reported)**



**Equity Group**

2021 Fall