

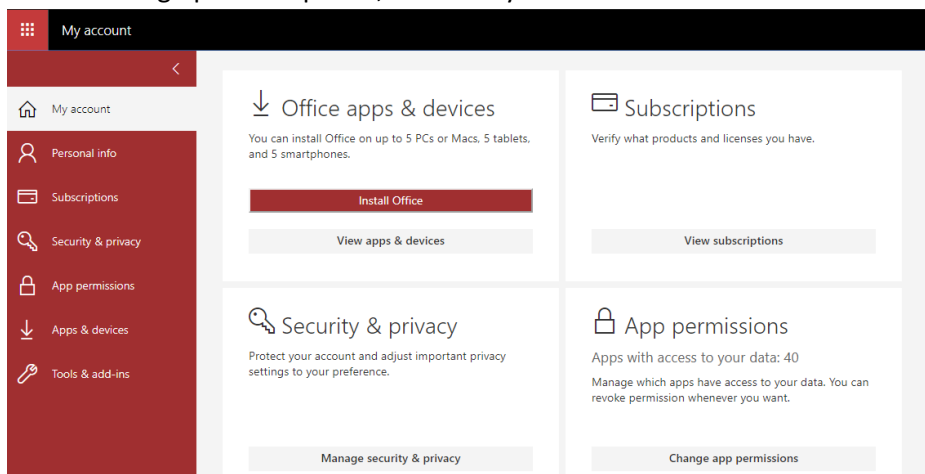


Skype for Business Install

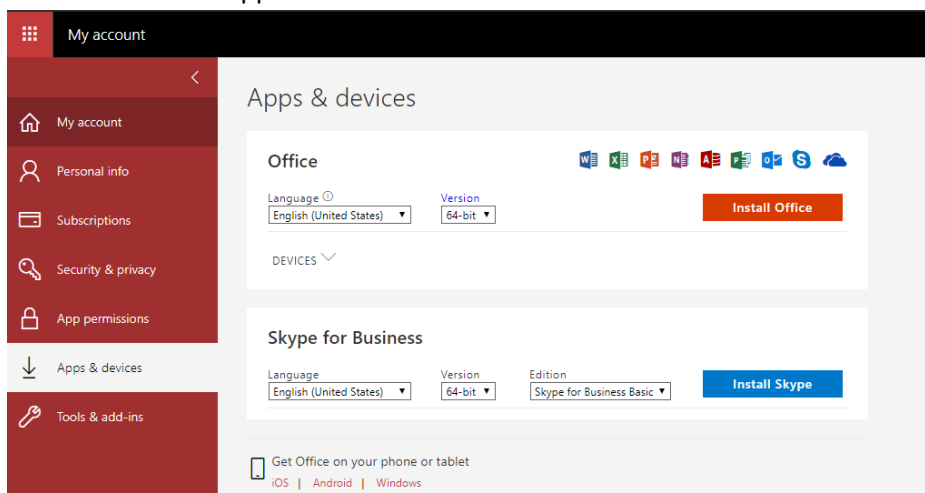
- Visit mycampus.cgu.edu
- Sign In using your CGU Credentials



- Select the Orange Office Icon 
- Once the Office 365 page loads, select your image/initials in the upper right
- This will bring up a few options, select “My Account”



- Now select “View Apps & Devices”



- Locate the blue button “Install Skype”
- The installer will download to your computer, double click the installer and sign into Skype for Business with your CGU Email Address and password